

*FY 2006*

***ANNUAL REPORT ON THE  
QUALITY OF  
KEROSENE AND MOTOR  
FUEL IN TENNESSEE***



**IN FULFILLMENT OF THE REQUIREMENTS OF  
TCA 47-18-1304**

---

**SUBMITTED BY THE**

**TENNESSEE DEPARTMENT OF AGRICULTURE**



---

**TENNESSEE DEPARTMENT OF AGRICULTURE**

---

**Ken Givens  
COMMISSIONER**

**REGULATORY SERVICES**

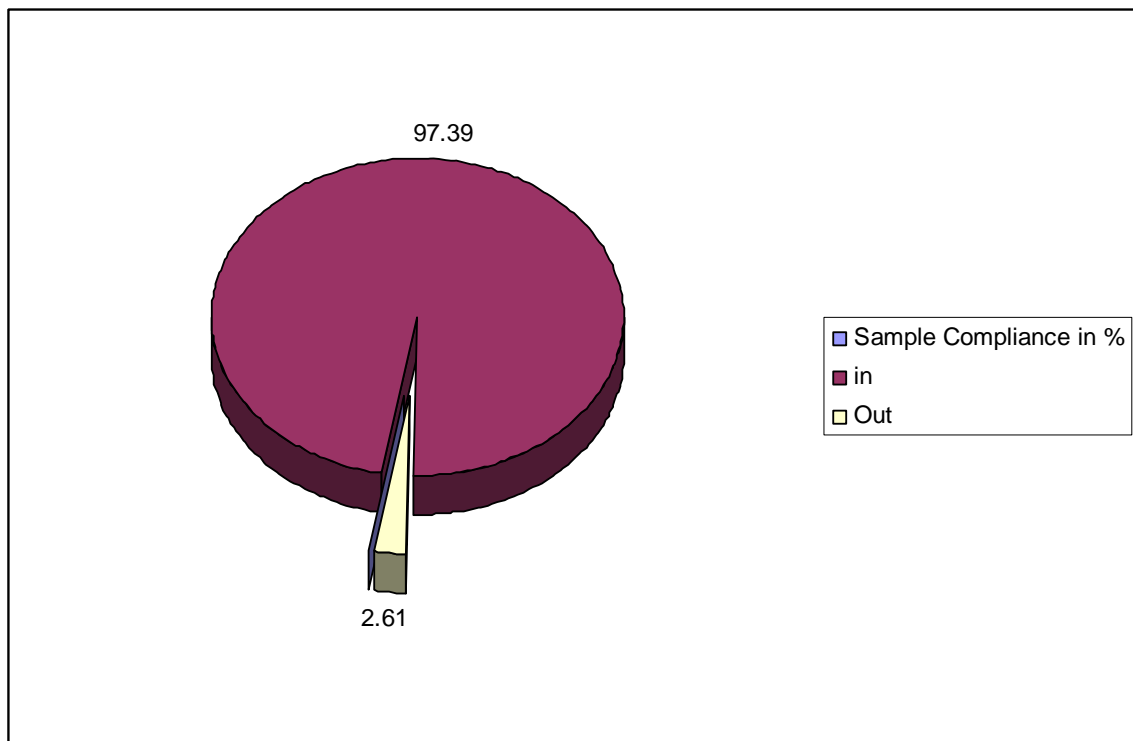
**ANNUAL REPORT ON THE QUALITY OF  
KEROSENE AND MOTOR FUEL IN TENNESSEE**

**TABLE OF CONTENTS**

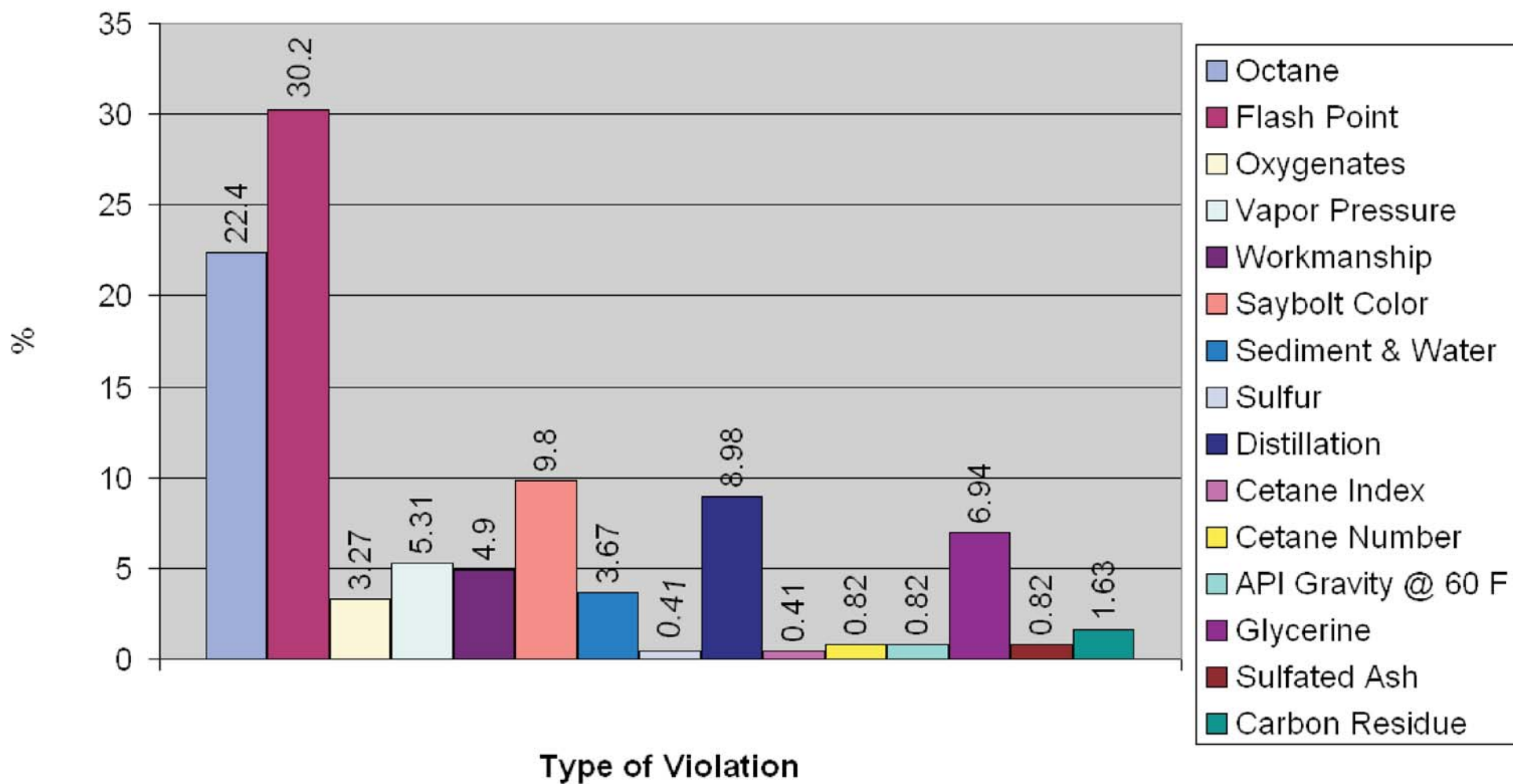
- I. Effectiveness of Program**
  - Violation % Graphs**
  - State Wide Violation Graph**
  - Product Violation Graph**
  - Year to Year Graph**
  
- II. Consumer Complaints Summary**
  
- III. Sample Test Data**
  - a. State Wide Summary**
  - b. TN Region Summary**
  - c. Inspection Type Summary**
  - d. County Summary**
  - e. Business Type Summary**
  - f. Product Type Summary**
  
- IV. Enforcement Summary**

**7,774 total samples were pulled across Tennessee in FY 2006**

**203 samples failed to meet all ASTM specifications required**

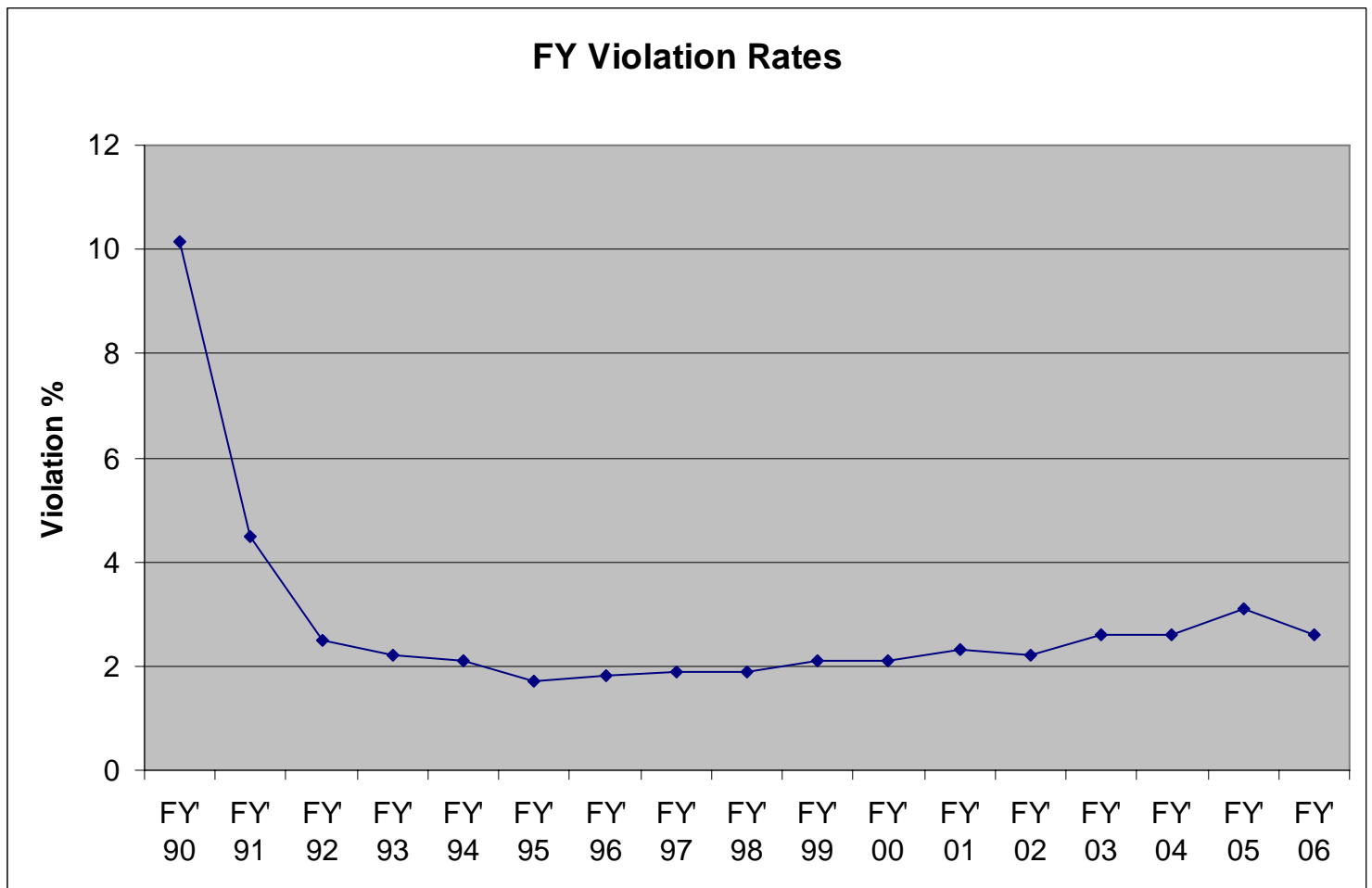


## Sample Violation Detail



**TENNESSEE DEPARTMENT OF AGRICULTURE  
ANNUAL SAMPLE VIOLATION  
ALL PRODUCTS YEAR TO YEAR  
SUMMARY**

**All Regulated Products tested**



**EFFECTIVENESS OF PROGRAM  
REGULATORY SERVICES**



---

TENNESSEE DEPARTMENT OF AGRICULTURE

---

KEN GIVENS  
COMMISSIONER

REGULATORY SERVICES  
*Motor Fuel Quality*

TENNESSEE DEPT. AGRICULTURE  
REGULATORY SERVICES DIVISION  
PETROLEUM QUALITY PROGRAM  
SUMMARY OF CONSUMER COMPLAINTS RECEIVED FROM  
07/01/2005 - 06/30/2006

\*\* TOTAL # OF COMPLAINTS EVALUATED IN TIMEFRAME: 87 \*\*

Category Breakdown of Complaints:

Octane	15
Water	35
Volatility	0
Sediment	10
Alcohols	0
Lead	0
Contamination	25
Misc	2

The Department maintains a toll free line for Consumer Complaints. It is promoted through media publicity and dispenser decals applied by inspectors performing Weights and Measures activities.

# Tennessee Department of Agriculture State Wide Violation Analysis Report

PULL DATE ranges from 7/1/2005 TO 6/30/2006

Today: 05/08/2007

<i>Prod Code</i>	<i>Total Samples</i>	<i>Samples in Violation</i>	<i>%</i>	<i>Test Violation Total</i>	<i>Total Volume (Gals)</i>	<i>Total in Violation</i>
AG	51	0	0.00	0	1,936,768.00	0
BD	26	15	57.69	48	99,762.00	70,880
BDB	4	1	25.00	1	103,986.00	65,000
D	1,766	70	3.96	71	115,878,548.40	770,466
G	5,447	89	1.63	102	160,973,238.30	3,970,954
JF	36	0	0.00	0	3,948,022.80	0
K	443	28	6.32	30	2,169,445.00	23,529
LPG	2	0	0.00	0	900.00	0
<b>Total</b>	<b>7,775</b>	<b>203</b>	<b>2.61</b>	<b>252</b>	<b>285,110,670.50</b>	<b>4,900,829</b>

## Test Violation Detail Listing

54	Octane	22.04%
74	Flash Point	30.20%
8	Oxygenates	3.27%
13	Vapor Pressure	5.31%
12	Workmanship (Appearance)	4.90%
24	Saybolt Color	9.80%
9	Sediment & Water	3.67%
1	Sulfur	0.41%
22	Distillation	8.98%
1	Cetane Index	0.41%
2	Cetane Number	0.82%
2	API Gravity @ 60 F	0.82%
17	Glycerine	6.94%
2	Sulfated Ash	0.82%
4	Carbon Residue	1.63%

## Tennessee Department of Agriculture District Violation Analysis Report

ALL DISTRICT VALUES SELECTED.

PULL DATE ranges from 7/1/2005 TO 6/30/2006

Today: 05/09/2007

<i>Dist</i>	<i>Prod Code</i>	<i>Grade</i>	<i>Total Samples</i>	<i>Samples in Violation</i>	<i>%</i>	<i>Test Violation Total</i>	<i>Total Volume (Gals)</i>	<i>Total in Violation</i>
EAST								
AG	100LL		16	0	0.00	0	47,213	0
	<b>Subtotal:</b>		<b>16</b>	<b>0</b>	<b>0.00</b>	<b>0</b>	<b>47,213</b>	<b>0</b>
BD	BDBS		5	1	20.00	1	16,721	6,336
	<b>Subtotal:</b>		<b>5</b>	<b>1</b>	<b>20.00</b>	<b>1</b>	<b>16,721</b>	<b>6,336</b>
D	2D		71	6	8.45	6	10,079,419	23,904
D	2D LS		764	25	3.27	25	62,876,298	681,085
	<b>Subtotal:</b>		<b>835</b>	<b>31</b>	<b>3.71</b>	<b>31</b>	<b>72,955,717</b>	<b>704,989</b>
G	MG		720	12	1.67	17	2,225,888	37,850
G	PU		855	25	2.92	27	27,673,226	2,691,420
G	RU		863	8	0.93	9	71,857,707	1,164,211
	<b>Subtotal:</b>		<b>2,438</b>	<b>45</b>	<b>1.85</b>	<b>53</b>	<b>101,756,821</b>	<b>3,893,481</b>
JF	JA		8	0	0.00	0	40,634	0
	<b>Subtotal:</b>		<b>8</b>	<b>0</b>	<b>0.00</b>	<b>0</b>	<b>40,634</b>	<b>0</b>
K	1K		193	12	6.22	12	992,815	12,872
	<b>Subtotal:</b>		<b>193</b>	<b>12</b>	<b>6.22</b>	<b>12</b>	<b>992,815</b>	<b>12,872</b>
LPG	SD		1	0	0.00	0	250	0
	<b>Subtotal:</b>		<b>1</b>	<b>0</b>	<b>0.00</b>	<b>0</b>	<b>250</b>	<b>0</b>
	<b>Total:</b>		<b>3,496</b>	<b>89</b>	<b>2.55</b>	<b>97</b>	<b>175,810,171</b>	<b>4,617,678</b>



# Tennessee Department of Agriculture District Violation Analysis Report

ALL DISTRICT VALUES SELECTED.

PULL DATE ranges from 7/1/2005 TO 6/30/2006

Today: 05/09/2007

<i>Dist</i>	<i>Prod Code</i>	<i>Grade</i>	<i>Total Samples</i>	<i>Samples in Violation</i>	<i>%</i>	<i>Test Violation Total</i>	<i>Total Volume (Gals)</i>	<i>Total in Violation</i>
-------------	------------------	--------------	----------------------	-----------------------------	----------	-----------------------------	----------------------------	---------------------------

## Total Violation Detail Listing

28								28.87%
27								27.84%
8								8.25%
5								5.15%
6								6.19%
9								9.28%
5								5.15%
1								1.03%
6								6.19%
1								1.03%
1								1.03%

## Tennessee Department of Agriculture District Violation Analysis Report

ALL DISTRICT VALUES SELECTED.

PULL DATE ranges from 7/1/2005 TO 6/30/2006

Today: 05/09/2007

<i>Dist</i>	<i>Prod Code</i>	<i>Grade</i>	<i>Total Samples</i>	<i>Samples in Violation</i>	<i>%</i>	<i>Test Violation Total</i>	<i>Total Volume (Gals)</i>	<i>Total in Violation</i>
MIDDLE								
AG	100		1	0	0.00	0	1,952	0
AG	100LL		23	0	0.00	0	370,691	0
<b>Subtotal:</b>			<b>24</b>	<b>0</b>	<b>0.00</b>	<b>0</b>	<b>372,643</b>	<b>0</b>
BD	BDBS		5	3	60.00	8	25,504	22,900
<b>Subtotal:</b>			<b>5</b>	<b>3</b>	<b>60.00</b>	<b>8</b>	<b>25,504</b>	<b>22,900</b>
D	1D		1	0	0.00	0	3,212	0
D	2D		56	0	0.00	0	706,186	0
D	2D LS		599	33	5.51	34	35,113,841	60,640
<b>Subtotal:</b>			<b>656</b>	<b>33</b>	<b>5.03</b>	<b>34</b>	<b>35,823,239</b>	<b>60,640</b>
G	MG		506	7	1.38	7	1,965,748	12,822
G	PU		607	7	1.15	7	11,602,128	16,197
G	RU		593	0	0.00	0	22,374,307	0
<b>Subtotal:</b>			<b>1,706</b>	<b>14</b>	<b>0.82</b>	<b>14</b>	<b>35,942,183</b>	<b>29,019</b>
JF	JA		20	0	0.00	0	181,828	0
<b>Subtotal:</b>			<b>20</b>	<b>0</b>	<b>0.00</b>	<b>0</b>	<b>181,828</b>	<b>0</b>
K	1K		202	12	5.94	14	1,140,160	8,123
<b>Subtotal:</b>			<b>202</b>	<b>12</b>	<b>5.94</b>	<b>14</b>	<b>1,140,160</b>	<b>8,123</b>
LPG	SD		1	0	0.00	0	650	0
<b>Subtotal:</b>			<b>1</b>	<b>0</b>	<b>0.00</b>	<b>0</b>	<b>650</b>	<b>0</b>
<b>Total:</b>			<b>2,614</b>	<b>62</b>	<b>2.37</b>	<b>70</b>	<b>73,486,207</b>	<b>120,682</b>

# Tennessee Department of Agriculture District Violation Analysis Report

ALL DISTRICT VALUES SELECTED.

PULL DATE ranges from 7/1/2005 TO 6/30/2006

Today: 05/09/2007

<i>Dist</i>	<i>Prod Code</i>	<i>Grade</i>	<i>Total Samples</i>	<i>Samples in Violation</i>	<i>%</i>	<i>Test Violation Total</i>	<i>Total Volume (Gals)</i>	<i>Total in Violation</i>
-------------	------------------	--------------	----------------------	-----------------------------	----------	-----------------------------	----------------------------	---------------------------

---

## Total Violation Detail Listing

---

10	Octane	14.29%
33	Flash Point	47.14%
1	Vapor Pressure	1.43%
3	Workmanship (Appearance)	4.29%
11	Saybolt Color	15.71%
3	Sediment & Water	4.29%
3	Distillation	4.29%
1	Cetane Index	1.43%
1	Cetane Number	1.43%
3	Glycerine	4.29%
1	Carbon Residue	1.43%

## Tennessee Department of Agriculture District Violation Analysis Report

ALL DISTRICT VALUES SELECTED.

PULL DATE ranges from 7/1/2005 TO 6/30/2006

Today: 05/09/2007

<i>Dist</i>	<i>Prod Code</i>	<i>Grade</i>	<i>Total Samples</i>	<i>Samples in Violation</i>	<i>%</i>	<i>Test Violation Total</i>	<i>Total Volume (Gals)</i>	<i>Total in Violation</i>
WEST								
AG	100		2	0	0.00	0	7,400	0
AG	100LL		9	0	0.00	0	1,509,512	0
<b>Subtotal:</b>			<b>11</b>	<b>0</b>	<b>0.00</b>	<b>0</b>	<b>1,516,912</b>	<b>0</b>
BD	BDBS		16	11	68.75	39	57,537	41,644
<b>Subtotal:</b>			<b>16</b>	<b>11</b>	<b>68.75</b>	<b>39</b>	<b>57,537</b>	<b>41,644</b>
BDB	B10LS		1	1	100.00	1	65,000	65,000
BDB	B5-20		3	0	0.00	0	38,986	0
<b>Subtotal:</b>			<b>4</b>	<b>1</b>	<b>25.00</b>	<b>1</b>	<b>103,986</b>	<b>65,000</b>
D	2D		11	0	0.00	0	2,226,493	0
D	2D LS		264	6	2.27	6	4,873,099	4,837
<b>Subtotal:</b>			<b>275</b>	<b>6</b>	<b>2.18</b>	<b>6</b>	<b>7,099,592</b>	<b>4,837</b>
G	MG		467	7	1.50	9	1,340,211	15,481
G	PU		540	18	3.33	18	5,870,357	26,053
G	RU		296	3	1.01	5	16,063,667	2,940
<b>Subtotal:</b>			<b>1,303</b>	<b>28</b>	<b>2.15</b>	<b>32</b>	<b>23,274,235</b>	<b>44,474</b>
JF	JA		8	0	0.00	0	3,725,561	0
<b>Subtotal:</b>			<b>8</b>	<b>0</b>	<b>0.00</b>	<b>0</b>	<b>3,725,561</b>	<b>0</b>
K	1K		48	4	8.33	4	36,470	2,534
<b>Subtotal:</b>			<b>48</b>	<b>4</b>	<b>8.33</b>	<b>4</b>	<b>36,470</b>	<b>2,534</b>
<b>Total:</b>			<b>1,665</b>	<b>50</b>	<b>3.00</b>	<b>82</b>	<b>35,814,293</b>	<b>158,489</b>

# Tennessee Department of Agriculture District Violation Analysis Report

ALL DISTRICT VALUES SELECTED.

PULL DATE ranges from 7/1/2005 TO 6/30/2006

Today: 05/09/2007

<i>Dist</i>	<i>Prod Code</i>	<i>Grade</i>	<i>Total Samples</i>	<i>Samples in Violation</i>	<i>%</i>	<i>Test Violation Total</i>	<i>Total Volume (Gals)</i>	<i>Total in Violation</i>
-------------	------------------	--------------	----------------------	-----------------------------	----------	-----------------------------	----------------------------	---------------------------

## Total Violation Detail Listing

15							20.00%	
14							18.67%	
7							9.33%	
3							4.00%	
4							5.33%	
1							1.33%	
13							17.33%	
13							17.33%	
2							2.67%	
3							4.00%	

# Tennessee Department of Agriculture Inspection Type Violation Analysis Report

PULL DATE ranges from 7/1/2005 TO 6/30/2006

Today : 05/09/2007

<i>Insp Type</i>	<i>Prod Code</i>	<i>Grade</i>	<i>Total Samples</i>	<i>Samples in Violation</i>	<i>%</i>	<i>Test Violation Total</i>	<i>Total Volume (Gals)</i>	<i>Total in Violation</i>
Complaint	BDB	B5-20	1	0	0.00	0	13,596	0
<b>Subtotal:</b>			<b>1</b>	<b>0</b>	<b>0.00</b>	<b>0</b>	<b>13,596</b>	<b>0</b>
D	2D		1	1	100.00	1	1,003	1,003
D	2D LS		11	3	27.27	4	24,350	5,585
<b>Subtotal:</b>			<b>12</b>	<b>4</b>	<b>33.33</b>	<b>5</b>	<b>25,353</b>	<b>6,588</b>
G	MG		11	1	9.09	1	49,249	2,349
G	PU		13	3	23.08	3	26,738	10,455
G	RU		35	0	0.00	0	289,731	0
<b>Subtotal:</b>			<b>59</b>	<b>4</b>	<b>6.78</b>	<b>4</b>	<b>365,718</b>	<b>12,804</b>
<b>Total:</b>			<b>72</b>	<b>8</b>	<b>11.11</b>	<b>9</b>	<b>404,667</b>	<b>19,392</b>

## Test Violation Detail Listing

4	Flash Point	44.44%
4	Workmanship (Appearance)	44.44%
1	Cetane Index	11.11%

# Tennessee Department of Agriculture Inspection Type Violation Analysis Report

PULL DATE ranges from 7/1/2005 TO 6/30/2006

Today : 05/09/2007

<i>Insp Type</i>	<i>Prod Code</i>	<i>Grade</i>	<i>Total Samples</i>	<i>Samples in Violation</i>	<i>%</i>	<i>Test Violation Total</i>	<i>Total Volume (Gals)</i>	<i>Total in Violation</i>
Follow-Up	BD	BDBS	7	7	100.00	23	46,143	46,143
		<b>Subtotal:</b>	<b>7</b>	<b>7</b>	<b>100.00</b>	<b>23</b>	<b>46,143</b>	<b>46,143</b>
	BDB	B10LS	1	1	100.00	1	65,000	65,000
		<b>Subtotal:</b>	<b>1</b>	<b>1</b>	<b>100.00</b>	<b>1</b>	<b>65,000</b>	<b>65,000</b>
	D	2D	4	1	25.00	1	11,403	4,100
	D	2D LS	26	3	11.54	3	47,504	2,526
		<b>Subtotal:</b>	<b>30</b>	<b>4</b>	<b>13.33</b>	<b>4</b>	<b>58,907</b>	<b>6,626</b>
	G	MG	16	1	6.25	2	33,789	4,814
	G	PU	24	1	4.17	1	2,505,776	868,837
	G	RU	8	2	25.00	3	3,198,281	1,141,713
		<b>Subtotal:</b>	<b>48</b>	<b>4</b>	<b>8.33</b>	<b>6</b>	<b>5,737,846</b>	<b>2,015,364</b>
	K	1K	3	0	0.00	0	8,907	0
		<b>Subtotal:</b>	<b>3</b>	<b>0</b>	<b>0.00</b>	<b>0</b>	<b>8,907</b>	<b>0</b>
		<b>Total:</b>	<b>89</b>	<b>16</b>	<b>17.98</b>	<b>34</b>	<b>5,916,803</b>	<b>2,133,133</b>

## Test Violation Detail Listing

1	Octane	3.33%
7	Flash Point	23.33%
2	Oxygenates	6.67%
2	Workmanship (Appearance)	6.67%
1	Sediment & Water	3.33%
6	Distillation	20.00%
8	Glycerine	26.67%
3	Carbon Residue	10.00%

# Tennessee Department of Agriculture Inspection Type Violation Analysis Report

PULL DATE ranges from 7/1/2005 TO 6/30/2006

Today : 05/09/2007

<i>Insp Type</i>	<i>Prod Code</i>	<i>Grade</i>	<i>Total Samples</i>	<i>Samples in Violation</i>	<i>%</i>	<i>Test Violation Total</i>	<i>Total Volume (Gals)</i>	<i>Total in Violation</i>
Office Request								
	BD	BDBS	2	1	50.00	3	5,000	1,200
<b>Subtotal:</b>			<b>2</b>	<b>1</b>	<b>50.00</b>	<b>3</b>	<b>5,000</b>	<b>1,200</b>
	D	2D	1	0	0.00	0	1,617	0
	D	2D LS	1	1	100.00	1	1,437	1,437
<b>Subtotal:</b>			<b>2</b>	<b>1</b>	<b>50.00</b>	<b>1</b>	<b>3,054</b>	<b>1,437</b>
	G	MG	5	1	20.00	1	10,288	2,566
	G	PU	7	2	28.57	2	12,578	3,866
	G	RU	2	0	0.00	0	8,848	0
<b>Subtotal:</b>			<b>14</b>	<b>3</b>	<b>21.43</b>	<b>3</b>	<b>31,714</b>	<b>6,432</b>
<b>Total:</b>			<b>18</b>	<b>5</b>	<b>27.78</b>	<b>7</b>	<b>39,768</b>	<b>9,069</b>

## Test Violation Detail Listing

2	Octane	28.57%
2	Flash Point	28.57%
1	Workmanship (Appearance)	14.29%
1	Distillation	14.29%
1	Glycerine	14.29%



# Tennessee Department of Agriculture Inspection Type Violation Analysis Report

PULL DATE ranges from 7/1/2005 TO 6/30/2006

Today : 05/09/2007

<i>Insp Type</i>	<i>Prod Code</i>	<i>Grade</i>	<i>Total Samples</i>	<i>Samples in Violation</i>	<i>%</i>	<i>Test Violation Total</i>	<i>Total Volume (Gals)</i>	<i>Total in Violation</i>
Random								
	AG	100	3	0	0.00	0	9,352	0
	AG	100LL	48	0	0.00	0	1,927,416	0
		<b>Subtotal:</b>	<b>51</b>	<b>0</b>	<b>0.00</b>	<b>0</b>	<b>1,936,768</b>	<b>0</b>
	BD	BDBS	17	7	41.18	22	48,619	23,537
		<b>Subtotal:</b>	<b>17</b>	<b>7</b>	<b>41.18</b>	<b>22</b>	<b>48,619</b>	<b>23,537</b>
	BDB	B5-20	2	0	0.00	0	25,390	0
		<b>Subtotal:</b>	<b>2</b>	<b>0</b>	<b>0.00</b>	<b>0</b>	<b>25,390</b>	<b>0</b>
	D	1D	1	0	0.00	0	3,212	0
	D	2D	132	4	3.03	4	12,998,075	18,801
	D	2D LS	1,589	57	3.59	57	102,789,947	737,014
		<b>Subtotal:</b>	<b>1722</b>	<b>61</b>	<b>3.54</b>	<b>61</b>	<b>115,791,234</b>	<b>755,815</b>
	G	MG	1,661	23	1.38	29	5,438,522	56,424
	G	PU	1,958	44	2.25	46	42,600,618	1,850,512
	G	RU	1,707	9	0.53	11	106,798,821	25,438
		<b>Subtotal:</b>	<b>5326</b>	<b>76</b>	<b>1.43</b>	<b>86</b>	<b>154,837,961</b>	<b>1,932,374</b>
	JF	JA	36	0	0.00	0	3,948,023	0
		<b>Subtotal:</b>	<b>36</b>	<b>0</b>	<b>0.00</b>	<b>0</b>	<b>3,948,023</b>	<b>0</b>
	K	1K	440	28	6.36	30	2,160,538	23,529
		<b>Subtotal:</b>	<b>440</b>	<b>28</b>	<b>6.36</b>	<b>30</b>	<b>2,160,538</b>	<b>23,529</b>
	LPG	SD	2	0	0.00	0	900	0

# Tennessee Department of Agriculture Inspection Type Violation Analysis Report

PULL DATE ranges from 7/1/2005 TO 6/30/2006

Today : 05/09/2007

<i>Insp Type</i>	<i>Prod Code</i>	<i>Grade</i>	<i>Total Samples</i>	<i>Samples in Violation</i>	<i>%</i>	<i>Test Violation Total</i>	<i>Total Volume (Gals)</i>	<i>Total in Violation</i>
<b>Subtotal:</b>			2	0	0.00	0	900	0
<b>Total:</b>			7596	172	2.26	199	278,749,433	2,735,255

## Test Violation Detail Listing

50	Octane	25.51%
61	Flash Point	31.12%
6	Oxygenates	3.06%
13	Vapor Pressure	6.63%
5	Workmanship (Appearance)	2.55%
24	Saybolt Color	12.24%
8	Sediment & Water	4.08%
1	Sulfur	0.51%
15	Distillation	7.65%
2	Cetane Number	1.02%
8	Glycerine	4.08%
2	Sulfated Ash	1.02%
1	Carbon Residue	0.51%

## Tennessee Department of Agriculture County Summary Short Report

PULL DATE ranges from 7/1/2005 TO 6/30/2006

Today: 05/09/2007

<i>County</i>	<i>Prod Code</i>	<i>Total Samples</i>	<i>Samples in Violation</i>	<i>%</i>	<i>Test Violation Total</i>	<i>Total Volume (Gals)</i>	<i>Total in Violation</i>
<b>Anderson</b>							
	D	10	1	10.00	1	28,114.00	1,997
	G	63	1	1.59	1	253,683.00	3,516
	K	7	1	14.29	1	5,612.00	652
	<b>Total:</b>	<b>80</b>	<b>3</b>	<b>3.75</b>	<b>3</b>	<b>287,409.00</b>	<b>6,165</b>
<b>Bedford</b>							
	AG	1	0	0.00	0	9,400.00	0
	D	14	0	0.00	0	40,778.00	0
	G	46	0	0.00	0	127,651.00	0
	JF	1	0	0.00	0	4,200.00	0
	K	5	0	0.00	0	2,517.00	0
	<b>Total:</b>	<b>67</b>	<b>0</b>	<b>0.00</b>	<b>0</b>	<b>184,546.00</b>	<b>0</b>
<b>Benton</b>							
	D	7	0	0.00	0	35,747.00	0
	G	25	1	4.00	1	52,888.00	170
	K	1	0	0.00	0	2,260.00	0
	<b>Total:</b>	<b>33</b>	<b>1</b>	<b>3.03</b>	<b>1</b>	<b>90,895.00</b>	<b>170</b>
<b>Bledsoe</b>							
	D	7	0	0.00	0	7,193.00	0
	G	20	0	0.00	0	39,116.00	0
	<b>Total:</b>	<b>27</b>	<b>0</b>	<b>0.00</b>	<b>0</b>	<b>46,309.00</b>	<b>0</b>
<b>Blount</b>							
	BD	4	1	25.00	1	12,921.00	6,336
	D	30	1	3.33	1	76,069.00	1,578
	G	119	1	0.84	1	396,604.00	2,247

## Tennessee Department of Agriculture County Summary Short Report

PULL DATE ranges from 7/1/2005 TO 6/30/2006

Today: 05/09/2007

<i>County</i>	<i>Prod Code</i>	<i>Total Samples</i>	<i>Samples in Violation</i>	<i>%</i>	<i>Test Violation Total</i>	<i>Total Volume (Gals)</i>	<i>Total in Violation</i>
	K	7	0	0.00	0	9,443.00	0
	<b>Total:</b>	<b>160</b>	<b>3</b>	<b>1.88</b>	<b>3</b>	<b>495,037.00</b>	<b>10,161</b>
<b>Bradley</b>	AG	1	0	0.00	0	3,800.00	0
	D	30	0	0.00	0	80,765.00	0
	G	82	0	0.00	0	337,070.00	0
	K	10	2	20.00	2	15,058.00	3,718
	<b>Total:</b>	<b>123</b>	<b>2</b>	<b>1.63</b>	<b>2</b>	<b>436,693.00</b>	<b>3,718</b>
<b>Campbell</b>	AG	1	0	0.00	0	665.00	0
	D	10	1	10.00	1	36,594.00	1,587
	G	39	0	0.00	0	116,942.00	0
	<b>Total:</b>	<b>50</b>	<b>1</b>	<b>2.00</b>	<b>1</b>	<b>154,201.00</b>	<b>1,587</b>
<b>Cannon</b>	D	5	0	0.00	0	15,064.00	0
	G	15	0	0.00	0	43,182.00	0
	K	6	0	0.00	0	1,852.00	0
	<b>Total:</b>	<b>26</b>	<b>0</b>	<b>0.00</b>	<b>0</b>	<b>60,098.00</b>	<b>0</b>
<b>Carroll</b>	AG	1	0	0.00	0	4,071.00	0
	D	6	1	16.67	1	18,162.00	561
	G	32	0	0.00	0	68,125.00	0
	JF	1	0	0.00	0	5,425.00	0
	K	1	0	0.00	0	766.00	0

## Tennessee Department of Agriculture County Summary Short Report

PULL DATE ranges from 7/1/2005 TO 6/30/2006

Today: 05/09/2007

<i>County</i>	<i>Prod Code</i>	<i>Total Samples</i>	<i>Samples in Violation</i>	<i>%</i>	<i>Test Violation Total</i>	<i>Total Volume (Gals)</i>	<i>Total in Violation</i>
	<b>Total:</b>	<b>41</b>	<b>1</b>	<b>2.44</b>	<b>1</b>	<b>96,549.00</b>	<b>561</b>
<b>Carter</b>	AG	1	0	0.00	0	844.00	0
	D	13	2	15.38	2	26,246.00	3,400
	G	43	0	0.00	0	141,037.00	0
	K	4	0	0.00	0	3,813.00	0
	<b>Total:</b>	<b>61</b>	<b>2</b>	<b>3.28</b>	<b>2</b>	<b>171,940.00</b>	<b>3,400</b>
<b>Cheatham</b>	D	25	2	8.00	2	80,985.00	4,139
	G	33	1	3.03	1	87,161.00	2,451
	K	7	0	0.00	0	7,751.00	0
	<b>Total:</b>	<b>65</b>	<b>3</b>	<b>4.62</b>	<b>3</b>	<b>175,897.00</b>	<b>6,590</b>
<b>Chester</b>	D	5	0	0.00	0	17,850.00	0
	G	21	0	0.00	0	41,894.00	0
	K	1	0	0.00	0	1,712.00	0
	<b>Total:</b>	<b>27</b>	<b>0</b>	<b>0.00</b>	<b>0</b>	<b>61,456.00</b>	<b>0</b>
<b>Claiborne</b>	D	9	1	11.11	1	16,178.00	2,164
	G	35	0	0.00	0	78,937.90	0
	K	3	1	33.33	1	3,938.00	3,070
	<b>Total:</b>	<b>47</b>	<b>2</b>	<b>4.26</b>	<b>2</b>	<b>99,053.90</b>	<b>5,234</b>
<b>Clay</b>	D	7	0	0.00	0	10,871.00	0
	G	22	1	4.55	1	40,871.00	3,407

## Tennessee Department of Agriculture County Summary Short Report

PULL DATE ranges from 7/1/2005 TO 6/30/2006

Today: 05/09/2007

<i>County</i>	<i>Prod Code</i>	<i>Total Samples</i>	<i>Samples in Violation</i>	<i>%</i>	<i>Test Violation Total</i>	<i>Total Volume (Gals)</i>	<i>Total in Violation</i>
	K	1	0	0.00	0	374.00	0
	<b>Total:</b>	<b>30</b>	<b>1</b>	<b>3.33</b>	<b>1</b>	<b>52,116.00</b>	<b>3,407</b>
<b>Cocke</b>	D	18	0	0.00	0	60,616.00	0
	G	67	1	1.49	1	181,103.00	875
	K	1	0	0.00	0	421.00	0
	<b>Total:</b>	<b>86</b>	<b>1</b>	<b>1.16</b>	<b>1</b>	<b>242,140.00</b>	<b>875</b>
<b>Coffee</b>	AG	1	0	0.00	0	4,073.00	0
	D	26	4	15.38	4	88,944.00	5,747
	G	61	0	0.00	0	228,088.00	0
	JF	1	0	0.00	0	5,058.00	0
	K	8	0	0.00	0	7,190.00	0
	<b>Total:</b>	<b>97</b>	<b>4</b>	<b>4.12</b>	<b>4</b>	<b>333,353.00</b>	<b>5,747</b>
<b>Crockett</b>	D	6	0	0.00	0	15,068.00	0
	G	22	0	0.00	0	39,854.00	0
	K	1	0	0.00	0	496.00	0
	<b>Total:</b>	<b>29</b>	<b>0</b>	<b>0.00</b>	<b>0</b>	<b>55,418.00</b>	<b>0</b>
<b>Cumberland</b>	AG	2	0	0.00	0	3,319.00	0
	D	23	1	4.35	1	56,172.00	2,685
	G	74	2	2.70	2	170,401.00	4,432
	JF	1	0	0.00	0	6,288.00	0

## Tennessee Department of Agriculture County Summary Short Report

PULL DATE ranges from 7/1/2005 TO 6/30/2006

Today: 05/09/2007

<i>County</i>	<i>Prod Code</i>	<i>Total Samples</i>	<i>Samples in Violation</i>	<i>%</i>	<i>Test Violation Total</i>	<i>Total Volume (Gals)</i>	<i>Total in Violation</i>
	K	8	0	0.00	0	4,857.00	0
	LPG	1	0	0.00	0	250.00	0
	<b>Total:</b>	<b>109</b>	<b>3</b>	<b>2.75</b>	<b>3</b>	<b>241,287.00</b>	<b>7,117</b>
<b>Davidson</b>	AG	4	0	0.00	0	34,358.00	0
	D	150	6	4.00	6	13,889,577.00	9,131
	G	386	0	0.00	0	31,218,709.00	0
	JF	4	0	0.00	0	80,613.00	0
	K	32	2	6.25	2	1,004,651.00	343
	LPG	1	0	0.00	0	650.00	0
	<b>Total:</b>	<b>577</b>	<b>8</b>	<b>1.39</b>	<b>8</b>	<b>46,228,558.00</b>	<b>9,474</b>
<b>Decatur</b>	AG	1	0	0.00	0	825.00	0
	BD	1	1	100.00	1	500.00	500
	D	10	0	0.00	0	21,332.00	0
	G	26	0	0.00	0	50,724.00	0
	K	2	0	0.00	0	1,281.00	0
	<b>Total:</b>	<b>40</b>	<b>1</b>	<b>2.50</b>	<b>1</b>	<b>74,662.00</b>	<b>500</b>
<b>Dekalb</b>	AG	1	0	0.00	0	517.00	0
	D	7	1	14.29	1	17,056.00	1,181
	G	29	0	0.00	0	66,719.00	0
	K	1	0	0.00	0	676.00	0

## Tennessee Department of Agriculture County Summary Short Report

PULL DATE ranges from 7/1/2005 TO 6/30/2006

Today: 05/09/2007

<i>County</i>	<i>Prod Code</i>	<i>Total Samples</i>	<i>Samples in Violation</i>	<i>%</i>	<i>Test Violation Total</i>	<i>Total Volume (Gals)</i>	<i>Total in Violation</i>
	<b>Total:</b>	<b>38</b>	<b>1</b>	<b>2.63</b>	<b>1</b>	<b>84,968.00</b>	<b>1,181</b>
<b>Dickson</b>	AG	1	0	0.00	0	1,952.00	0
	D	24	0	0.00	0	78,744.00	0
	G	51	0	0.00	0	155,353.30	0
	K	10	0	0.00	0	11,950.00	0
	<b>Total:</b>	<b>86</b>	<b>0</b>	<b>0.00</b>	<b>0</b>	<b>247,999.30</b>	<b>0</b>
<b>Dyer</b>	AG	1	0	0.00	0	8,600.00	0
	BD	1	0	0.00	0	6,490.00	0
	D	12	0	0.00	0	32,437.00	0
	G	54	1	1.85	1	98,085.00	488
	JF	1	0	0.00	0	2,500.00	0
	K	2	0	0.00	0	948.00	0
	<b>Total:</b>	<b>71</b>	<b>1</b>	<b>1.41</b>	<b>1</b>	<b>149,060.00</b>	<b>488</b>
<b>Fayette</b>	D	12	0	0.00	0	36,526.00	0
	G	36	1	2.78	3	78,757.00	630
	K	3	0	0.00	0	997.00	0
	<b>Total:</b>	<b>51</b>	<b>1</b>	<b>1.96</b>	<b>3</b>	<b>116,280.00</b>	<b>630</b>
<b>Fentress</b>	AG	1	0	0.00	0	1,900.00	0
	D	9	0	0.00	0	22,419.00	0
	G	25	0	0.00	0	90,126.00	0



## Tennessee Department of Agriculture County Summary Short Report

PULL DATE ranges from 7/1/2005 TO 6/30/2006

Today: 05/09/2007

<i>County</i>	<i>Prod Code</i>	<i>Total Samples</i>	<i>Samples in Violation</i>	<i>%</i>	<i>Test Violation Total</i>	<i>Total Volume (Gals)</i>	<i>Total in Violation</i>
	K	1	0	0.00	0	583.00	0
	<b>Total:</b>	<b>36</b>	<b>0</b>	<b>0.00</b>	<b>0</b>	<b>115,028.00</b>	<b>0</b>
<b>Franklin</b>	AG	2	0	0.00	0	268,448.00	0
	D	11	0	0.00	0	20,410.00	0
	G	49	0	0.00	0	130,211.00	0
	JF	1	0	0.00	0	1,672.00	0
	K	13	2	15.38	2	4,761.00	1,929
	<b>Total:</b>	<b>76</b>	<b>2</b>	<b>2.63</b>	<b>2</b>	<b>425,502.00</b>	<b>1,929</b>
<b>Gibson</b>	D	16	1	6.25	1	57,801.00	195
	G	58	1	1.72	1	135,425.00	2,858
	K	3	0	0.00	0	854.00	0
	<b>Total:</b>	<b>77</b>	<b>2</b>	<b>2.60</b>	<b>2</b>	<b>194,080.00</b>	<b>3,053</b>
<b>Giles</b>	AG	1	0	0.00	0	3,000.00	0
	BD	1	0	0.00	0	491.00	0
	D	18	0	0.00	0	20,338,489.00	0
	G	42	1	2.38	1	600,750.50	1,675
	JF	1	0	0.00	0	2,000.00	0
	K	3	1	33.33	2	1,328.00	416
	<b>Total:</b>	<b>66</b>	<b>2</b>	<b>3.03</b>	<b>3</b>	<b>20,946,058.50</b>	<b>2,091</b>
<b>Grainger</b>	D	8	0	0.00	0	18,643.00	0

## Tennessee Department of Agriculture County Summary Short Report

PULL DATE ranges from 7/1/2005 TO 6/30/2006

Today: 05/09/2007

<i>County</i>	<i>Prod Code</i>	<i>Total Samples</i>	<i>Samples in Violation</i>	<i>%</i>	<i>Test Violation Total</i>	<i>Total Volume (Gals)</i>	<i>Total in Violation</i>
	G	22	0	0.00	0	59,895.00	0
	<b>Total:</b>	<b>30</b>	<b>0</b>	<b>0.00</b>	<b>0</b>	<b>78,538.00</b>	<b>0</b>
	<b>Greene</b>						
	D	36	0	0.00	0	90,049.00	0
	G	74	0	0.00	0	204,263.00	0
	K	8	1	12.50	1	7,930.00	0
	<b>Total:</b>	<b>118</b>	<b>1</b>	<b>0.85</b>	<b>1</b>	<b>302,242.00</b>	<b>0</b>
	<b>Grundy</b>						
	D	5	1	20.00	1	5,349.00	766
	G	20	0	0.00	0	40,855.00	0
	K	5	0	0.00	0	2,139.00	0
	<b>Total:</b>	<b>30</b>	<b>1</b>	<b>3.33</b>	<b>1</b>	<b>48,343.00</b>	<b>766</b>
<b>Hamblen</b>							
	D	25	2	8.00	2	50,401.00	3,318
	G	56	0	0.00	0	170,186.00	0
	K	3	0	0.00	0	2,621.00	0
	<b>Total:</b>	<b>84</b>	<b>2</b>	<b>2.38</b>	<b>2</b>	<b>223,208.00</b>	<b>3,318</b>
<b>Hamilton</b>							
	AG	2	0	0.00	0	3,776.00	0
	D	80	1	1.25	1	22,421,381.00	207
	G	279	2	0.72	2	41,185,832.60	11,786
	JF	2	0	0.00	0	8,184.00	0
	K	18	1	5.56	1	15,244.00	1,500
	<b>Total:</b>	<b>381</b>	<b>4</b>	<b>1.05</b>	<b>4</b>	<b>63,634,417.60</b>	<b>13,493</b>

## Tennessee Department of Agriculture County Summary Short Report

PULL DATE ranges from 7/1/2005 TO 6/30/2006

Today: 05/09/2007

<i>County</i>	<i>Prod Code</i>	<i>Total Samples</i>	<i>Samples in Violation</i>	<i>%</i>	<i>Test Violation Total</i>	<i>Total Volume (Gals)</i>	<i>Total in Violation</i>
<b>Hancock</b>							
	D	2	0	0.00	0	5,863.00	0
	G	6	0	0.00	0	10,595.00	0
	<b>Total:</b>	<b>8</b>	<b>0</b>	<b>0.00</b>	<b>0</b>	<b>16,458.00</b>	<b>0</b>
<b>Hardeman</b>							
	D	23	1	4.35	1	47,308.00	591
	G	49	2	4.08	4	73,121.00	1,320
	K	2	0	0.00	0	400.00	0
	<b>Total:</b>	<b>74</b>	<b>3</b>	<b>4.05</b>	<b>5</b>	<b>120,829.00</b>	<b>1,911</b>
<b>Hardin</b>							
	AG	1	0	0.00	0	6,575.00	0
	BD	7	7	100.00	29	37,200.00	37,200
	D	15	0	0.00	0	47,600.00	0
	G	45	2	4.44	2	101,790.00	2,952
	JF	1	0	0.00	0	7,562.00	0
	K	2	0	0.00	0	1,730.00	0
	<b>Total:</b>	<b>71</b>	<b>9</b>	<b>12.68</b>	<b>31</b>	<b>202,457.00</b>	<b>40,152</b>
<b>Hawkins</b>							
	D	17	1	5.88	1	27,596.00	2,013
	G	39	0	0.00	0	139,827.00	0
	K	7	1	14.29	1	5,204.00	842
	<b>Total:</b>	<b>63</b>	<b>2</b>	<b>3.17</b>	<b>2</b>	<b>172,627.00</b>	<b>2,855</b>
<b>Haywood</b>							
	D	6	0	0.00	0	29,507.00	0
	G	21	0	0.00	0	41,803.00	0

## Tennessee Department of Agriculture County Summary Short Report

PULL DATE ranges from 7/1/2005 TO 6/30/2006

Today: 05/09/2007

<i>County</i>	<i>Prod Code</i>	<i>Total Samples</i>	<i>Samples in Violation</i>	<i>%</i>	<i>Test Violation Total</i>	<i>Total Volume (Gals)</i>	<i>Total in Violation</i>
	K	2	1	50.00	1	3,783.00	1,754
	<b>Total:</b>	<b>29</b>	<b>1</b>	<b>3.45</b>	<b>1</b>	<b>75,093.00</b>	<b>1,754</b>
<b>Henderson</b>	D	13	2	15.38	2	52,418.00	2,212
	G	39	2	5.13	2	84,320.00	118
	K	3	0	0.00	0	4,018.00	0
	<b>Total:</b>	<b>55</b>	<b>4</b>	<b>7.27</b>	<b>4</b>	<b>140,756.00</b>	<b>2,330</b>
<b>Henry</b>	AG	2	0	0.00	0	365.00	0
	D	11	0	0.00	0	32,902.00	0
	G	44	0	0.00	0	119,320.00	0
	JF	1	0	0.00	0	0.00	0
	K	3	1	33.33	1	1,159.00	610
	<b>Total:</b>	<b>61</b>	<b>1</b>	<b>1.64</b>	<b>1</b>	<b>153,746.00</b>	<b>610</b>
<b>Hickman</b>	AG	1	0	0.00	0	3,181.00	0
	D	4	0	0.00	0	5,849.00	0
	G	27	0	0.00	0	155,417.70	0
	K	3	0	0.00	0	1,343.00	0
	<b>Total:</b>	<b>35</b>	<b>0</b>	<b>0.00</b>	<b>0</b>	<b>165,790.70</b>	<b>0</b>
<b>Houston</b>	D	5	0	0.00	0	3,908.00	0
	G	8	0	0.00	0	11,061.00	0
	K	2	0	0.00	0	395.00	0

## Tennessee Department of Agriculture County Summary Short Report

PULL DATE ranges from 7/1/2005 TO 6/30/2006

Today: 05/09/2007

<i>County</i>	<i>Prod Code</i>	<i>Total Samples</i>	<i>Samples in Violation</i>	<i>%</i>	<i>Test Violation Total</i>	<i>Total Volume (Gals)</i>	<i>Total in Violation</i>
	<b>Total:</b>	<b>15</b>	<b>0</b>	<b>0.00</b>	<b>0</b>	<b>15,364.00</b>	<b>0</b>
<b>Humphreys</b>	D	17	3	17.65	3	89,523.00	3,843
	G	26	0	0.00	0	78,862.00	0
	K	3	1	33.33	1	1,481.00	306
	<b>Total:</b>	<b>46</b>	<b>4</b>	<b>8.70</b>	<b>4</b>	<b>169,866.00</b>	<b>4,149</b>
<b>Jackson</b>	D	6	0	0.00	0	3,210.00	0
	G	15	0	0.00	0	13,086.00	0
	K	1	0	0.00	0	123.00	0
	<b>Total:</b>	<b>22</b>	<b>0</b>	<b>0.00</b>	<b>0</b>	<b>16,419.00</b>	<b>0</b>
<b>Jefferson</b>	AG	1	0	0.00	0	3,090.00	0
	D	22	1	4.55	1	179,987.00	81,996
	G	41	0	0.00	0	191,345.00	0
	<b>Total:</b>	<b>64</b>	<b>1</b>	<b>1.56</b>	<b>1</b>	<b>374,422.00</b>	<b>81,996</b>
<b>Johnson</b>	D	6	0	0.00	0	6,817.00	0
	G	15	1	6.67	1	35,688.00	427
	K	5	1	20.00	1	2,874.00	539
	<b>Total:</b>	<b>26</b>	<b>2</b>	<b>7.69</b>	<b>2</b>	<b>45,379.00</b>	<b>966</b>
<b>Knox</b>	BD	1	0	0.00	0	3,800.00	0
	D	121	3	2.48	3	48,713,086.00	569,995
	G	346	14	4.05	20	54,909,165.00	3,816,145

## Tennessee Department of Agriculture County Summary Short Report

PULL DATE ranges from 7/1/2005 TO 6/30/2006

Today: 05/09/2007

<i>County</i>	<i>Prod Code</i>	<i>Total Samples</i>	<i>Samples in Violation</i>	<i>%</i>	<i>Test Violation Total</i>	<i>Total Volume (Gals)</i>	<i>Total in Violation</i>
	K	34	1	2.94	1	849,703.00	1,156
	<b>Total:</b>	<b>502</b>	<b>18</b>	<b>3.59</b>	<b>24</b>	<b>104,475,754.00</b>	<b>4,387,296</b>
<b>Lake</b>	D	2	0	0.00	0	2,073.00	0
	G	11	1	9.09	1	16,751.00	1,896
	K	1	1	100.00	1	120.00	120
	<b>Total:</b>	<b>14</b>	<b>2</b>	<b>14.29</b>	<b>2</b>	<b>18,944.00</b>	<b>2,016</b>
<b>Lauderdale</b>	D	5	0	0.00	0	12,526.00	0
	G	28	0	0.00	0	77,099.00	0
	K	3	1	33.33	1	2,521.00	50
	<b>Total:</b>	<b>36</b>	<b>1</b>	<b>2.78</b>	<b>1</b>	<b>92,146.00</b>	<b>50</b>
<b>Lawrence</b>	AG	1	0	0.00	0	6,597.00	0
	BD	1	0	0.00	0	2,113.00	0
	D	21	1	4.76	1	71,611.00	626
	G	57	0	0.00	0	160,061.50	0
	JF	1	0	0.00	0	3,989.00	0
	K	5	0	0.00	0	1,870.00	0
	<b>Total:</b>	<b>86</b>	<b>1</b>	<b>1.16</b>	<b>1</b>	<b>246,241.50</b>	<b>626</b>
<b>Lewis</b>	D	4	0	0.00	0	16,897.00	0
	G	11	0	0.00	0	39,346.00	0
	<b>Total:</b>	<b>15</b>	<b>0</b>	<b>0.00</b>	<b>0</b>	<b>56,243.00</b>	<b>0</b>

## Tennessee Department of Agriculture County Summary Short Report

PULL DATE ranges from 7/1/2005 TO 6/30/2006

Today: 05/09/2007

<i>County</i>	<i>Prod Code</i>	<i>Total Samples</i>	<i>Samples in Violation</i>	<i>%</i>	<i>Test Violation Total</i>	<i>Total Volume (Gals)</i>	<i>Total in Violation</i>
<b>Lincoln</b>							
	AG	1	0	0.00	0	2,686.10	0
	D	12	0	0.00	0	32,111.00	0
	G	39	0	0.00	0	97,964.00	0
	JF	1	0	0.00	0	4,019.50	0
	K	9	0	0.00	0	3,653.00	0
	<b>Total:</b>	<b>62</b>	<b>0</b>	<b>0.00</b>	<b>0</b>	<b>140,433.60</b>	<b>0</b>
<b>Loudon</b>							
	D	19	2	10.53	2	67,935.00	7,764
	G	59	0	0.00	0	203,597.00	0
	K	6	0	0.00	0	7,622.00	0
	<b>Total:</b>	<b>84</b>	<b>2</b>	<b>2.38</b>	<b>2</b>	<b>279,154.00</b>	<b>7,764</b>
<b>McMinn</b>							
	AG	1	0	0.00	0	5,858.00	0
	D	24	2	8.33	2	95,709.00	2,689
	G	55	2	3.64	2	207,310.00	10,754
	JF	1	0	0.00	0	6,057.00	0
	K	5	0	0.00	0	4,161.00	0
	<b>Total:</b>	<b>86</b>	<b>4</b>	<b>4.65</b>	<b>4</b>	<b>319,095.00</b>	<b>13,443</b>
<b>McNairy</b>							
	D	10	0	0.00	0	22,694.00	0
	G	27	0	0.00	0	52,908.00	0
	K	2	0	0.00	0	1,214.00	0
	<b>Total:</b>	<b>39</b>	<b>0</b>	<b>0.00</b>	<b>0</b>	<b>76,816.00</b>	<b>0</b>

## Tennessee Department of Agriculture County Summary Short Report

PULL DATE ranges from 7/1/2005 TO 6/30/2006

Today: 05/09/2007

<i>County</i>	<i>Prod Code</i>	<i>Total Samples</i>	<i>Samples in Violation</i>	<i>%</i>	<i>Test Violation Total</i>	<i>Total Volume (Gals)</i>	<i>Total in Violation</i>
<b>Macon</b>							
	AG	1	0	0.00	0	2,000.00	0
	D	5	0	0.00	0	15,762.00	0
	G	21	1	4.76	1	55,558.00	1,566
	JF	1	0	0.00	0	2,500.00	0
	K	2	0	0.00	0	4,540.00	0
	<b>Total:</b>	<b>30</b>	<b>1</b>	<b>3.33</b>	<b>1</b>	<b>80,360.00</b>	<b>1,566</b>
<b>Madison</b>							
	BD	3	3	100.00	9	3,944.00	3,944
	BDB	2	1	50.00	1	78,596.00	65,000
	D	24	0	0.00	0	191,854.00	0
	G	112	6	5.36	6	326,645.00	10,656
	K	5	0	0.00	0	4,999.00	0
	<b>Total:</b>	<b>146</b>	<b>10</b>	<b>6.85</b>	<b>16</b>	<b>606,038.00</b>	<b>79,600</b>
<b>Marion</b>							
	AG	1	0	0.00	0	2,030.00	0
	D	16	2	12.50	2	70,496.00	5,623
	G	35	0	0.00	0	108,683.00	0
	K	8	0	0.00	0	6,742.00	0
	<b>Total:</b>	<b>60</b>	<b>2</b>	<b>3.33</b>	<b>2</b>	<b>187,951.00</b>	<b>5,623</b>
<b>Marshall</b>							
	AG	1	0	0.00	0	4,105.00	0
	BD	3	3	100.00	8	22,900.00	22,900
	D	13	0	0.00	0	30,226.00	0



## Tennessee Department of Agriculture County Summary Short Report

PULL DATE ranges from 7/1/2005 TO 6/30/2006

Today: 05/09/2007

<i>County</i>	<i>Prod Code</i>	<i>Total Samples</i>	<i>Samples in Violation</i>	<i>%</i>	<i>Test Violation Total</i>	<i>Total Volume (Gals)</i>	<i>Total in Violation</i>
	G	33	0	0.00	0	96,847.00	0
	JF	1	0	0.00	0	6,454.00	0
	K	7	0	0.00	0	3,395.00	0
	<b>Total:</b>	<b>58</b>	<b>3</b>	<b>5.17</b>	<b>8</b>	<b>163,927.00</b>	<b>22,900</b>
<b>Maury</b>	AG	1	0	0.00	0	4,874.00	0
	D	19	1	5.26	1	57,283.00	157
	G	70	1	1.43	1	261,239.80	1,209
	JF	1	0	0.00	0	8,589.00	0
	K	10	0	0.00	0	9,394.00	0
	<b>Total:</b>	<b>101</b>	<b>2</b>	<b>1.98</b>	<b>2</b>	<b>341,379.80</b>	<b>1,366</b>
<b>Meigs</b>	D	5	0	0.00	0	10,417.00	0
	G	13	1	7.69	1	30,702.00	491
	K	1	0	0.00	0	163.00	0
	<b>Total:</b>	<b>19</b>	<b>1</b>	<b>5.26</b>	<b>1</b>	<b>41,282.00</b>	<b>491</b>
<b>Monroe</b>	AG	1	0	0.00	0	1,785.00	0
	D	20	1	5.00	1	57,357.00	1,101
	G	54	3	5.56	4	166,982.00	6,868
	K	5	1	20.00	1	3,751.00	369
	<b>Total:</b>	<b>80</b>	<b>5</b>	<b>6.25</b>	<b>6</b>	<b>229,875.00</b>	<b>8,338</b>
<b>Montgomery</b>	D	39	1	2.56	1	84,286.00	356

## Tennessee Department of Agriculture County Summary Short Report

PULL DATE ranges from 7/1/2005 TO 6/30/2006

Today: 05/09/2007

<i>County</i>	<i>Prod Code</i>	<i>Total Samples</i>	<i>Samples in Violation</i>	<i>%</i>	<i>Test Violation Total</i>	<i>Total Volume (Gals)</i>	<i>Total in Violation</i>
	G	90	1	1.11	1	253,697.00	268
	K	5	0	0.00	0	3,944.00	0
	<b>Total:</b>	<b>134</b>	<b>2</b>	<b>1.49</b>	<b>2</b>	<b>341,927.00</b>	<b>624</b>
<b>Moore</b>	D	2	0	0.00	0	8,333.00	0
	G	5	0	0.00	0	11,143.00	0
	K	1	0	0.00	0	267.00	0
	<b>Total:</b>	<b>8</b>	<b>0</b>	<b>0.00</b>	<b>0</b>	<b>19,743.00</b>	<b>0</b>
<b>Morgan</b>	D	6	0	0.00	0	3,498.00	0
	G	25	1	4.00	1	53,332.00	402
	<b>Total:</b>	<b>31</b>	<b>1</b>	<b>3.23</b>	<b>1</b>	<b>56,830.00</b>	<b>402</b>
<b>Obion</b>	AG	1	0	0.00	0	2,253.00	0
	BD	2	0	0.00	0	4,731.00	0
	BDB	1	0	0.00	0	24,374.00	0
	D	8	0	0.00	0	25,680.00	0
	G	36	2	5.56	2	76,930.00	3,321
	JF	1	0	0.00	0	6,180.00	0
	K	4	0	0.00	0	2,297.00	0
	<b>Total:</b>	<b>53</b>	<b>2</b>	<b>3.77</b>	<b>2</b>	<b>142,445.00</b>	<b>3,321</b>
<b>Overton</b>	AG	1	0	0.00	0	1,953.00	0
	D	15	0	0.00	0	39,278.00	0

## Tennessee Department of Agriculture County Summary Short Report

PULL DATE ranges from 7/1/2005 TO 6/30/2006

Today: 05/09/2007

<i>County</i>	<i>Prod Code</i>	<i>Total Samples</i>	<i>Samples in Violation</i>	<i>%</i>	<i>Test Violation Total</i>	<i>Total Volume (Gals)</i>	<i>Total in Violation</i>
	G	32	1	3.13	1	67,308.00	5,133
	JF	1	0	0.00	0	4,800.00	0
	K	2	0	0.00	0	799.00	0
	<b>Total:</b>	<b>51</b>	<b>1</b>	<b>1.96</b>	<b>1</b>	<b>114,138.00</b>	<b>5,133</b>
<b>Perry</b>							
	D	6	0	0.00	0	13,592.00	0
	G	15	0	0.00	0	69,532.30	0
	K	1	0	0.00	0	857.00	0
	<b>Total:</b>	<b>22</b>	<b>0</b>	<b>0.00</b>	<b>0</b>	<b>83,981.30</b>	<b>0</b>
<b>Pickett</b>							
	D	2	0	0.00	0	2,233.00	0
	G	12	0	0.00	0	21,340.00	0
	<b>Total:</b>	<b>14</b>	<b>0</b>	<b>0.00</b>	<b>0</b>	<b>23,573.00</b>	<b>0</b>
<b>Polk</b>							
	D	12	0	0.00	0	28,945.00	0
	G	27	1	3.70	1	79,534.00	1,998
	K	3	0	0.00	0	5,133.00	0
	<b>Total:</b>	<b>42</b>	<b>1</b>	<b>2.38</b>	<b>1</b>	<b>113,612.00</b>	<b>1,998</b>
<b>Putnam</b>							
	D	27	1	3.70	1	112,217.00	1,043
	G	81	2	2.47	2	248,915.00	5,257
	K	5	1	20.00	1	3,554.00	729
	<b>Total:</b>	<b>113</b>	<b>4</b>	<b>3.54</b>	<b>4</b>	<b>364,686.00</b>	<b>7,029</b>
<b>Rhea</b>							
	AG	1	0	0.00	0	3,936.00	0

## Tennessee Department of Agriculture County Summary Short Report

PULL DATE ranges from 7/1/2005 TO 6/30/2006

Today: 05/09/2007

<i>County</i>	<i>Prod Code</i>	<i>Total Samples</i>	<i>Samples in Violation</i>	<i>%</i>	<i>Test Violation Total</i>	<i>Total Volume (Gals)</i>	<i>Total in Violation</i>
	D	18	0	0.00	0	37,060.00	0
	G	54	3	5.56	3	127,261.00	3,243
	JF	1	0	0.00	0	5,825.00	0
	K	5	0	0.00	0	5,032.00	0
	<b>Total:</b>	<b>79</b>	<b>3</b>	<b>3.80</b>	<b>3</b>	<b>179,114.00</b>	<b>3,243</b>
<b>Roane</b>							
	D	11	0	0.00	0	43,703.00	0
	G	58	0	0.00	0	209,989.00	0
	K	6	0	0.00	0	7,247.00	0
	<b>Total:</b>	<b>75</b>	<b>0</b>	<b>0.00</b>	<b>0</b>	<b>260,939.00</b>	<b>0</b>
<b>Robertson</b>							
	D	37	4	10.81	4	92,551.00	3,146
	G	56	2	3.57	2	193,613.00	3,342
	K	18	3	16.67	3	25,011.00	3,644
	<b>Total:</b>	<b>111</b>	<b>9</b>	<b>8.11</b>	<b>9</b>	<b>311,175.00</b>	<b>10,132</b>
<b>Rutherford</b>							
	AG	3	0	0.00	0	16,885.00	0
	D	44	4	9.09	5	216,794.40	22,350
	G	134	1	0.75	1	454,755.60	967
	JF	3	0	0.00	0	43,660.00	0
	K	12	0	0.00	0	17,354.00	0
	<b>Total:</b>	<b>196</b>	<b>5</b>	<b>2.55</b>	<b>6</b>	<b>749,449.00</b>	<b>23,317</b>
<b>Scott</b>							
	AG	1	0	0.00	0	5,697.00	0

## Tennessee Department of Agriculture County Summary Short Report

PULL DATE ranges from 7/1/2005 TO 6/30/2006

Today: 05/09/2007

<i>County</i>	<i>Prod Code</i>	<i>Total Samples</i>	<i>Samples in Violation</i>	<i>%</i>	<i>Test Violation Total</i>	<i>Total Volume (Gals)</i>	<i>Total in Violation</i>
	D	12	0	0.00	0	31,077.00	0
	G	39	0	0.00	0	80,227.00	0
	JF	1	0	0.00	0	5,478.00	0
	<b>Total:</b>	<b>53</b>	<b>0</b>	<b>0.00</b>	<b>0</b>	<b>122,479.00</b>	<b>0</b>
<b>Sequatchie</b>							
	D	7	0	0.00	0	10,473.00	0
	G	19	0	0.00	0	52,838.00	0
	K	1	0	0.00	0	572.00	0
	<b>Total:</b>	<b>27</b>	<b>0</b>	<b>0.00</b>	<b>0</b>	<b>63,883.00</b>	<b>0</b>
<b>Sevier</b>							
	D	44	1	2.27	1	115,597.00	1,117
	G	104	1	0.96	1	405,309.00	2,539
	K	4	0	0.00	0	3,274.00	0
	<b>Total:</b>	<b>152</b>	<b>2</b>	<b>1.32</b>	<b>2</b>	<b>524,180.00</b>	<b>3,656</b>
<b>Shelby</b>							
	AG	4	0	0.00	0	1,494,223.00	0
	D	62	1	1.61	1	6,336,877.00	1,278
	G	539	8	1.48	8	21,526,921.00	16,640
	JF	3	0	0.00	0	3,703,894.00	0
	K	2	0	0.00	0	826.00	0
	<b>Total:</b>	<b>610</b>	<b>9</b>	<b>1.48</b>	<b>9</b>	<b>33,062,741.00</b>	<b>17,918</b>
<b>Smith</b>							
	D	9	0	0.00	0	15,975.00	0
	G	19	0	0.00	0	32,386.00	0

## Tennessee Department of Agriculture County Summary Short Report

PULL DATE ranges from 7/1/2005 TO 6/30/2006

Today: 05/09/2007

<i>County</i>	<i>Prod Code</i>	<i>Total Samples</i>	<i>Samples in Violation</i>	<i>%</i>	<i>Test Violation Total</i>	<i>Total Volume (Gals)</i>	<i>Total in Violation</i>
	<b>Total:</b>	<b>28</b>	<b>0</b>	<b>0.00</b>	<b>0</b>	<b>48,361.00</b>	<b>0</b>
<b>Stewart</b>	D	11	0	0.00	0	18,808.00	0
	G	26	0	0.00	0	29,679.00	0
	K	3	0	0.00	0	1,732.00	0
	<b>Total:</b>	<b>40</b>	<b>0</b>	<b>0.00</b>	<b>0</b>	<b>50,219.00</b>	<b>0</b>
<b>Sullivan</b>	D	34	1	2.94	1	111,589.00	1,862
	G	113	2	1.77	3	424,762.00	5,066
	K	10	0	0.00	0	8,398.00	0
	<b>Total:</b>	<b>157</b>	<b>3</b>	<b>1.91</b>	<b>4</b>	<b>544,749.00</b>	<b>6,928</b>
<b>Sumner</b>	AG	2	0	0.00	0	2,753.90	0
	D	32	4	12.50	4	68,411.00	4,939
	G	99	0	0.00	0	253,473.00	0
	JF	2	0	0.00	0	7,214.30	0
	K	11	3	27.27	4	4,238.00	1,485
	<b>Total:</b>	<b>146</b>	<b>7</b>	<b>4.79</b>	<b>8</b>	<b>336,090.20</b>	<b>6,424</b>
<b>Tipton</b>	BD	1	0	0.00	0	1,024.00	0
	D	16	0	0.00	0	56,443.00	0
	G	45	1	2.22	1	152,172.00	3,425
	K	1	0	0.00	0	843.00	0
	<b>Total:</b>	<b>63</b>	<b>1</b>	<b>1.59</b>	<b>1</b>	<b>210,482.00</b>	<b>3,425</b>

## Tennessee Department of Agriculture County Summary Short Report

PULL DATE ranges from 7/1/2005 TO 6/30/2006

Today: 05/09/2007

<i>County</i>	<i>Prod Code</i>	<i>Total Samples</i>	<i>Samples in Violation</i>	<i>%</i>	<i>Test Violation Total</i>	<i>Total Volume (Gals)</i>	<i>Total in Violation</i>
<b>Trousdale</b>							
	D	3	0	0.00	0	8,038.00	0
	G	7	0	0.00	0	15,251.00	0
	K	2	0	0.00	0	530.00	0
	<b>Total:</b>	<b>12</b>	<b>0</b>	<b>0.00</b>	<b>0</b>	<b>23,819.00</b>	<b>0</b>
<b>Unicoi</b>							
	D	9	0	0.00	0	39,112.00	0
	G	15	0	0.00	0	38,944.00	0
	<b>Total:</b>	<b>24</b>	<b>0</b>	<b>0.00</b>	<b>0</b>	<b>78,056.00</b>	<b>0</b>
<b>Union</b>							
	D	8	0	0.00	0	15,842.00	0
	G	17	1	5.88	1	46,748.00	1,002
	<b>Total:</b>	<b>25</b>	<b>1</b>	<b>4.00</b>	<b>1</b>	<b>62,590.00</b>	<b>1,002</b>
<b>Van Buren</b>							
	D	2	0	0.00	0	3,592.00	0
	G	7	0	0.00	0	15,117.00	0
	<b>Total:</b>	<b>9</b>	<b>0</b>	<b>0.00</b>	<b>0</b>	<b>18,709.00</b>	<b>0</b>
<b>Warren</b>							
	AG	1	0	0.00	0	5,313.00	0
	D	20	1	5.00	1	81,296.00	4,677
	G	53	2	3.77	2	130,637.00	8,974
	JF	1	0	0.00	0	2,859.00	0
	K	5	0	0.00	0	4,228.00	0
	<b>Total:</b>	<b>80</b>	<b>3</b>	<b>3.75</b>	<b>3</b>	<b>224,333.00</b>	<b>13,651</b>
<b>Washington</b>							
	D	33	1	3.03	1	75,420.00	7,600

## Tennessee Department of Agriculture County Summary Short Report

PULL DATE ranges from 7/1/2005 TO 6/30/2006

Today: 05/09/2007

<i>County</i>	<i>Prod Code</i>	<i>Total Samples</i>	<i>Samples in Violation</i>	<i>%</i>	<i>Test Violation Total</i>	<i>Total Volume (Gals)</i>	<i>Total in Violation</i>
	G	79	3	3.80	3	262,214.00	6,001
	K	9	1	11.11	1	6,430.00	297
	<b>Total:</b>	<b>121</b>	<b>5</b>	<b>4.13</b>	<b>5</b>	<b>344,064.00</b>	<b>13,898</b>
<b>Wayne</b>	D	11	0	0.00	0	22,379.00	0
	G	30	2	6.67	2	64,697.10	5,204
	K	1	0	0.00	0	324.00	0
	<b>Total:</b>	<b>42</b>	<b>2</b>	<b>4.76</b>	<b>2</b>	<b>87,400.10</b>	<b>5,204</b>
<b>Weakley</b>	BD	1	0	0.00	0	3,648.00	0
	BDB	1	0	0.00	0	1,016.00	0
	D	6	0	0.00	0	6,787.00	0
	G	33	0	0.00	0	58,703.00	0
	K	4	0	0.00	0	3,246.00	0
	<b>Total:</b>	<b>45</b>	<b>0</b>	<b>0.00</b>	<b>0</b>	<b>73,400.00</b>	<b>0</b>
<b>White</b>	AG	1	0	0.00	0	8,560.00	0
	D	17	4	23.53	4	40,548.00	4,484
	G	38	1	2.63	1	99,080.00	1,892
	JF	1	0	0.00	0	4,002.00	0
	<b>Total:</b>	<b>57</b>	<b>5</b>	<b>8.77</b>	<b>5</b>	<b>152,190.00</b>	<b>6,376</b>
<b>Williamson</b>	D	39	0	0.00	0	192,312.00	0
	G	95	0	0.00	0	486,394.00	0



## Tennessee Department of Agriculture County Summary Short Report

PULL DATE ranges from 7/1/2005 TO 6/30/2006

Today: 05/09/2007

<i>County</i>	<i>Prod Code</i>	<i>Total Samples</i>	<i>Samples in Violation</i>	<i>%</i>	<i>Test Violation Total</i>	<i>Total Volume (Gals)</i>	<i>Total in Violation</i>
	K	11	0	0.00	0	6,793.00	0
	<b>Total:</b>	<b>145</b>	<b>0</b>	<b>0.00</b>	<b>0</b>	<b>685,499.00</b>	<b>0</b>
<b>Wilson</b>							
	AG	1	0	0.00	0	2,500.00	0
	D	23	1	4.35	1	107,247.00	348
	G	73	2	2.74	2	332,743.00	3,364
	JF	1	0	0.00	0	9,000.00	0
	K	6	0	0.00	0	6,135.00	0
	<b>Total:</b>	<b>104</b>	<b>3</b>	<b>2.88</b>	<b>3</b>	<b>457,625.00</b>	<b>3,712</b>

## Tennessee Department of Agriculture Business Type Violation Analysis Report

Data Sorted with All Parameters

PULL DATE ranges from 7/1/2005 TO 6/30/2006

Today: 05/09/2007

<i>Bus Type</i>	<i>Prod Code</i>	<i>Grade</i>	<i>Total Samples</i>	<i>Samples in Violation</i>	<i>%</i>	<i>Test Violation Total</i>	<i>Total Volume (Gals)</i>	<i>Total in Violation</i>
Airport								
	AG	100	3	0	0.00	0	9,352	0
	AG	100LL	43	0	0.00	0	432,349	0
		<b>Subtotal:</b>	<b>46</b>	<b>0</b>	<b>0.00</b>	<b>0</b>	<b>441,701</b>	<b>0</b>
	G	RU	1	0	0.00	0	600	0
		<b>Subtotal:</b>	<b>1</b>	<b>0</b>	<b>0.00</b>	<b>0</b>	<b>600</b>	<b>0</b>
	JF	JA	32	0	0.00	0	244,129	0
		<b>Subtotal:</b>	<b>32</b>	<b>0</b>	<b>0.00</b>	<b>0</b>	<b>244,129</b>	<b>0</b>
		<b>Total:</b>	<b>79</b>	<b>0</b>	<b>0.00</b>	<b>0</b>	<b>686,430</b>	<b>0</b>

# Tennessee Department of Agriculture Business Type Violation Analysis Report

Data Sorted with All Parameters

PULL DATE ranges from 7/1/2005 TO 6/30/2006

Today: 05/09/2007

<i>Bus Type</i>	<i>Prod Code</i>	<i>Grade</i>	<i>Total Samples</i>	<i>Samples in Violation</i>	<i>%</i>	<i>Test Violation Total</i>	<i>Total Volume (Gals)</i>	<i>Total in Violation</i>
Distributor								
	BD	BDBS	8	3	37.50	9	21,437	3,944
<b>Subtotal:</b>			<b>8</b>	<b>3</b>	<b>37.50</b>	<b>9</b>	<b>21,437</b>	<b>3,944</b>
	BDB	B10LS	1	1	100.00	1	65,000	65,000
<b>Subtotal:</b>			<b>1</b>	<b>1</b>	<b>100.00</b>	<b>1</b>	<b>65,000</b>	<b>65,000</b>
	D	2D	25	2	8.00	2	153,520	10,078
	D	2D LS	30	0	0.00	0	167,559	0
<b>Subtotal:</b>			<b>55</b>	<b>2</b>	<b>3.64</b>	<b>2</b>	<b>321,079</b>	<b>10,078</b>
	G	MG	5	0	0.00	0	18,747	0
	G	PU	28	0	0.00	0	105,578	0
	G	RU	15	0	0.00	0	60,982	0
<b>Subtotal:</b>			<b>48</b>	<b>0</b>	<b>0.00</b>	<b>0</b>	<b>185,307</b>	<b>0</b>
	K	1K	4	0	0.00	0	15,487	0
<b>Subtotal:</b>			<b>4</b>	<b>0</b>	<b>0.00</b>	<b>0</b>	<b>15,487</b>	<b>0</b>
	LPG	SD	2	0	0.00	0	900	0
<b>Subtotal:</b>			<b>2</b>	<b>0</b>	<b>0.00</b>	<b>0</b>	<b>900</b>	<b>0</b>
<b>Total:</b>			<b>118</b>	<b>6</b>	<b>5.08</b>	<b>12</b>	<b>609,210</b>	<b>79,022</b>

## Test Violation Detail Listing

6	Flash Point	54.55%
2	Distillation	18.18%
2	Glycerine	18.18%
1	Sulfated Ash	9.09%

# Tennessee Department of Agriculture Business Type Violation Analysis Report

Data Sorted with All Parameters

PULL DATE ranges from 7/1/2005 TO 6/30/2006

Today: 05/09/2007

<i>Bus Type</i>	<i>Prod Code</i>	<i>Grade</i>	<i>Total Samples</i>	<i>Samples in Violation</i>	<i>%</i>	<i>Test Violation Total</i>	<i>Total Volume (Gals)</i>	<i>Total in Violation</i>
Marina	AG	100LL	1	0	0.00	0	844	0
<b>Subtotal:</b>			<b>1</b>	<b>0</b>	<b>0.00</b>	<b>0</b>	<b>844</b>	<b>0</b>
	D	2D	11	1	9.09	1	22,387	4,100
	D	2D LS	3	0	0.00	0	3,292	0
<b>Subtotal:</b>			<b>14</b>	<b>1</b>	<b>7.14</b>	<b>1</b>	<b>25,679</b>	<b>4,100</b>
	G	MG	46	0	0.00	0	93,415	0
	G	PU	19	1	5.26	1	31,152	1,002
	G	RU	30	1	3.33	1	44,192	170
<b>Subtotal:</b>			<b>95</b>	<b>2</b>	<b>2.11</b>	<b>2</b>	<b>168,759</b>	<b>1,172</b>
<b>Total:</b>			<b>110</b>	<b>3</b>	<b>2.73</b>	<b>3</b>	<b>195,282</b>	<b>5,272</b>

## Test Violation Detail Listing

1	Flash Point	33.33%
1	Vapor Pressure	33.33%
1	Distillation	33.33%

# Tennessee Department of Agriculture Business Type Violation Analysis Report

Data Sorted with All Parameters

PULL DATE ranges from 7/1/2005 TO 6/30/2006

Today: 05/09/2007

<i>Bus Type</i>	<i>Prod Code</i>	<i>Grade</i>	<i>Total Samples</i>	<i>Samples in Violation</i>	<i>%</i>	<i>Test Violation Total</i>	<i>Total Volume (Gals)</i>	<i>Total in Violation</i>
Other	BD	BDBS	2	2	100.00	4	20,000	20,000
<b>Subtotal:</b>			<b>2</b>	<b>2</b>	<b>100.00</b>	<b>4</b>	<b>20,000</b>	<b>20,000</b>
	G	RU	1	0	0.00	0	573	0
<b>Subtotal:</b>			<b>1</b>	<b>0</b>	<b>0.00</b>	<b>0</b>	<b>573</b>	<b>0</b>
<b>Total:</b>			<b>3</b>	<b>2</b>	<b>66.67</b>	<b>4</b>	<b>20,573</b>	<b>20,000</b>

## Test Violation Detail Listing

2	Distillation	50.00%
2	Glycerine	50.00%

# Tennessee Department of Agriculture Business Type Violation Analysis Report

Data Sorted with All Parameters

PULL DATE ranges from 7/1/2005 TO 6/30/2006

Today: 05/09/2007

<i>Bus Type</i>	<i>Prod Code</i>	<i>Grade</i>	<i>Total Samples</i>	<i>Samples in Violation</i>	<i>%</i>	<i>Test Violation Total</i>	<i>Total Volume (Gals)</i>	<i>Total in Violation</i>
Retailer								
	BD	BDBS	7	1	14.29	1	17,725	6,336
		<b>Subtotal:</b>	<b>7</b>	<b>1</b>	<b>14.29</b>	<b>1</b>	<b>17,725</b>	<b>6,336</b>
	BDB	B5-20	3	0	0.00	0	38,986	0
		<b>Subtotal:</b>	<b>3</b>	<b>0</b>	<b>0.00</b>	<b>0</b>	<b>38,986</b>	<b>0</b>
	D	1D	1	0	0.00	0	3,212	0
	D	2D	84	3	3.57	3	384,949	9,726
	D	2D LS	1,523	63	4.14	64	25,059,158	181,821
		<b>Subtotal:</b>	<b>1,608</b>	<b>66</b>	<b>4.10</b>	<b>67</b>	<b>25,447,319</b>	<b>191,547</b>
	G	MG	1,642	26	1.58	33	5,419,685	66,153
	G	PU	1,880	46	2.45	47	4,924,423	100,076
	G	RU	1,622	9	0.55	12	7,032,465	25,523
		<b>Subtotal:</b>	<b>5,144</b>	<b>81</b>	<b>1.57</b>	<b>92</b>	<b>17,376,573</b>	<b>191,752</b>
	JF	JA	1	0	0.00	0		0
		<b>Subtotal:</b>	<b>1</b>	<b>0</b>	<b>0.00</b>	<b>0</b>		<b>0</b>
	K	1K	436	28	6.42	30	388,996	23,529
		<b>Subtotal:</b>	<b>436</b>	<b>28</b>	<b>6.42</b>	<b>30</b>	<b>388,996</b>	<b>23,529</b>
		<b>Total:</b>	<b>7,199</b>	<b>176</b>	<b>2.44</b>	<b>190</b>	<b>43,269,600</b>	<b>413,164</b>

## Test Violation Detail Listing

52	Octane	27.51%
63	Flash Point	33.33%
8	Oxygenates	4.23%
12	Vapor Pressure	6.35%
9	Workmanship (Appearance)	4.76%
24	Saybolt Color	12.70%
8	Sediment & Water	4.23%
10	Distillation	5.29%
1	Cetane Index	0.53%
1	Cetane Number	0.53%
1	Glycerine	0.53%

# Tennessee Department of Agriculture Business Type Violation Analysis Report

Data Sorted with All Parameters

PULL DATE ranges from 7/1/2005 TO 6/30/2006

Today: 05/09/2007

<i>Bus Type</i>	<i>Prod Code</i>	<i>Grade</i>	<i>Total Samples</i>	<i>Samples in Violation</i>	<i>%</i>	<i>Test Violation Total</i>	<i>Total Volume (Gals)</i>	<i>Total in Violation</i>
Terminal	AG	100LL	4	0	0.00	0	1,494,223	0
	<b>Subtotal:</b>		<b>4</b>	<b>0</b>	<b>0.00</b>	<b>0</b>	<b>1,494,223</b>	<b>0</b>
	BD	BDBS	9	9	100.00	34	40,600	40,600
	<b>Subtotal:</b>		<b>9</b>	<b>9</b>	<b>100.00</b>	<b>34</b>	<b>40,600</b>	<b>40,600</b>
	D	2D	18	0	0.00	0	12,451,242	0
	D	2D LS	71	1	1.41	1	77,633,229	564,741
	<b>Subtotal:</b>		<b>89</b>	<b>1</b>	<b>1.12</b>	<b>1</b>	<b>90,084,471</b>	<b>564,741</b>
	G	PU	75	3	4.00	4	40,084,557	2,632,592
	G	RU	83	1	1.20	1	103,156,869	1,141,458
	<b>Subtotal:</b>		<b>158</b>	<b>4</b>	<b>2.53</b>	<b>5</b>	<b>143,241,426</b>	<b>3,774,050</b>
	JF	JA	3	0	0.00	0	3,703,894	0
	<b>Subtotal:</b>		<b>3</b>	<b>0</b>	<b>0.00</b>	<b>0</b>	<b>3,703,894</b>	<b>0</b>
	K	1K	3	0	0.00	0	1,764,962	0
	<b>Subtotal:</b>		<b>3</b>	<b>0</b>	<b>0.00</b>	<b>0</b>	<b>1,764,962</b>	<b>0</b>
	<b>Total:</b>		<b>266</b>	<b>14</b>	<b>5.26</b>	<b>40</b>	<b>240,329,576</b>	<b>4,379,391</b>

## Test Violation Detail Listing

1	Octane	2.86%
4	Flash Point	11.43%
3	Workmanship (Appearance)	8.57%
1	Sediment & Water	2.86%
1	Sulfur	2.86%
7	Distillation	20.00%
1	Cetane Number	2.86%
12	Glycerine	34.29%
1	Sulfated Ash	2.86%
4	Carbon Residue	11.43%

# Tennessee Department of Agriculture Product Violation Analysis Report

PULL DATE ranges from 7/1/2005 TO 6/30/2006

Today: 05/10/2007

<i>Prod</i>	<i>Grade</i>	<i>Total Samples</i>	<i>Samples in Violation</i>	<i>%</i>	<i>Test Violation Total</i>	<i>Total Volume (Gals)</i>	<i>Total in Violation</i>
Aviation Gasoline							
	100	3	0	0.00	0	9,352.00	0
	100LL	48	0	0.00	0	1,927,416.00	0
<b>Subtotal:</b>		<b>51</b>	<b>0</b>	<b>0.00</b>	<b>0</b>	<b>1,936,768.00</b>	<b>0</b>



# Tennessee Department of Agriculture Product Violation Analysis Report

PULL DATE ranges from 7/1/2005 TO 6/30/2006

Today: 05/10/2007

<i>Prod</i>	<i>Grade</i>	<i>Total Samples</i>	<i>Samples in Violation</i>	<i>%</i>	<i>Test Violation Total</i>	<i>Total Volume (Gals)</i>	<i>Total in Violation</i>
Biodiesel	BDBS	26	15	57.69	48	99,762.00	70,880
<b>Subtotal:</b>		<b>26</b>	<b>15</b>	<b>57.69</b>	<b>48</b>	<b>99,762.00</b>	<b>70,880</b>

## Test Violation Detail Listing

7	Flash Point	16.67%
1	Sediment & Water	2.38%
10	Distillation	23.81%
1	Cetane Number	2.38%
17	Glycerine	40.48%
2	Sulfated Ash	4.76%
4	Carbon Residue	9.52%

# Tennessee Department of Agriculture Product Violation Analysis Report

PULL DATE ranges from 7/1/2005 TO 6/30/2006

Today: 05/10/2007

<i>Prod</i>	<i>Grade</i>	<i>Total Samples</i>	<i>Samples in Violation</i>	<i>%</i>	<i>Test Violation Total</i>	<i>Total Volume (Gals)</i>	<i>Total in Violation</i>
Biodiesel Blend							
	B10LS	1	1	100.00	1	65,000.00	65,000
	B5-20	3	0	0.00	0	38,986.00	0
<b>Subtotal:</b>		<b>4</b>	<b>1</b>	<b>25.00</b>	<b>1</b>	<b>103,986.00</b>	<b>65,000</b>

-----  
**Test Violation Detail Listing**  
-----

1	Flash Point	100.00%
---	-------------	---------

# Tennessee Department of Agriculture Product Violation Analysis Report

PULL DATE ranges from 7/1/2005 TO 6/30/2006

Today: 05/10/2007

<i>Prod</i>	<i>Grade</i>	<i>Total Samples</i>	<i>Samples in Violation</i>	<i>%</i>	<i>Test Violation Total</i>	<i>Total Volume (Gals)</i>	<i>Total in Violation</i>
Diesel	1D	1	0	0.00	0	3,212.00	0
	2D	138	6	4.35	6	13,012,098.00	23,904
	2D LS	1,627	64	3.93	65	102,863,238.40	746,562
<b>Subtotal:</b>		<b>1,766</b>	<b>70</b>	<b>3.96</b>	<b>71</b>	<b>115,878,548.40</b>	<b>770,466</b>

## Test Violation Detail Listing

65	Flash Point	91.55%
3	Sediment & Water	4.23%
1	Sulfur	1.41%
1	Cetane Index	1.41%
1	Cetane Number	1.41%

# Tennessee Department of Agriculture Product Violation Analysis Report

PULL DATE ranges from 7/1/2005 TO 6/30/2006

Today: 05/10/2007

<i>Prod</i>	<i>Grade</i>	<i>Total Samples</i>	<i>Samples in Violation</i>	<i>%</i>	<i>Test Violation Total</i>	<i>Total Volume (Gals)</i>	<i>Total in Violation</i>
Gasoline							
	MG	1,693	26	1.54	33	5,531,847.30	66,153
	PU	2,002	50	2.50	52	45,145,710.20	2,733,670
	RU	1,752	11	0.63	14	110,295,680.80	1,167,151
<b>Subtotal:</b>		<b>5,447</b>	<b>87</b>	<b>1.60</b>	<b>99</b>	<b>160,973,238.30</b>	<b>3,966,974</b>

## Test Violation Detail Listing

53	Octane	54.08%
8	Oxygenates	8.16%
13	Vapor Pressure	13.27%
12	Workmanship (Appearance)	12.24%
12	Distillation	12.24%

## Tennessee Department of Agriculture Product Violation Analysis Report

PULL DATE ranges from 7/1/2005 TO 6/30/2006

Today: 05/10/2007

<i>Prod</i>	<i>Grade</i>	<i>Total Samples</i>	<i>Samples in Violation</i>	<i>%</i>	<i>Test Violation Total</i>	<i>Total Volume (Gals)</i>	<i>Total in Violation</i>
Jet Fuel	JA	36	0	0.00	0	3,948,022.80	0
<b>Subtotal:</b>		<b>36</b>	<b>0</b>	<b>0.00</b>	<b>0</b>	<b>3,948,022.80</b>	<b>0</b>

# Tennessee Department of Agriculture Product Violation Analysis Report

PULL DATE ranges from 7/1/2005 TO 6/30/2006

Today: 05/10/2007

<i>Prod</i>	<i>Grade</i>	<i>Total Samples</i>	<i>Samples in Violation</i>	<i>%</i>	<i>Test Violation Total</i>	<i>Total Volume (Gals)</i>	<i>Total in Violation</i>
Kerosene	1K	443	28	6.32	30	2,169,445.00	23,529
<b>Subtotal:</b>		<b>443</b>	<b>28</b>	<b>6.32</b>	<b>30</b>	<b>2,169,445.00</b>	<b>23,529</b>

## Test Violation Detail Listing

1	Flash Point	3.33%
24	Saybolt Color	80.00%
5	Sediment & Water	16.67%

## Tennessee Department of Agriculture Product Violation Analysis Report

PULL DATE ranges from 7/1/2005 TO 6/30/2006

Today: 05/10/2007

<i>Prod</i>	<i>Grade</i>	<i>Total Samples</i>	<i>Samples in Violation</i>	<i>%</i>	<i>Test Violation Total</i>	<i>Total Volume (Gals)</i>	<i>Total in Violation</i>
Liquid Propane Gas	SD	2	0	0.00	0	900.00	0
<b>Subtotal:</b>		<b>2</b>	<b>0</b>	<b>0.00</b>	<b>0</b>	<b>900.00</b>	<b>0</b>



**TENNESSEE DEPARTMENT OF AGRICULTURE**

**KEN GIVENS**  
COMMISSIONER

**REGULATORY SERVICES**  
*Motor Fuel Quality*

**R S PETROLEUM SECTION - CIVIL FINES STATUS**  
**FISCAL YEAR REPORTING - FINES ISSUES/COLLECTED/UNCOLLECTABLE**  
**TOTAL FOR FISCAL YEAR 06**

<b>TOTAL ISSUED</b>	<b>COLLECTIONS RECEIVED</b>	<b>TOTAL UNCOLLECTABLES</b>	<b>PENDING COLLECTIBLES</b>
<b>FISCAL YR 06</b>	<b>ISSUED FISCAL YR 06</b>	<b>FISCAL YR 06</b>	<b>FISCAL YR 06</b>
<b>NO. = 111</b>	<b>NO. = 95</b>	<b>NO. = 0</b>	<b>NO. = 16</b>
<b>AMT. = \$67,780.00</b>	<b>AMT. = \$58,795.00</b>	<b>AMT. = \$0.00</b>	<b>AMT. = \$8,985.00</b>

**COLLECTIONS RECEIVED IN CURRENT FISCAL YEAR**  
**THAT WERE ISSUED PRIOR FISCAL YEAR**

**NO. = 12**

**AMT. = \$5,455.00**

**TOTAL COLLECTED**

**(FISCAL YEAR 06)**

**NO. = 107**

**AMT. = \$64, 250.00**