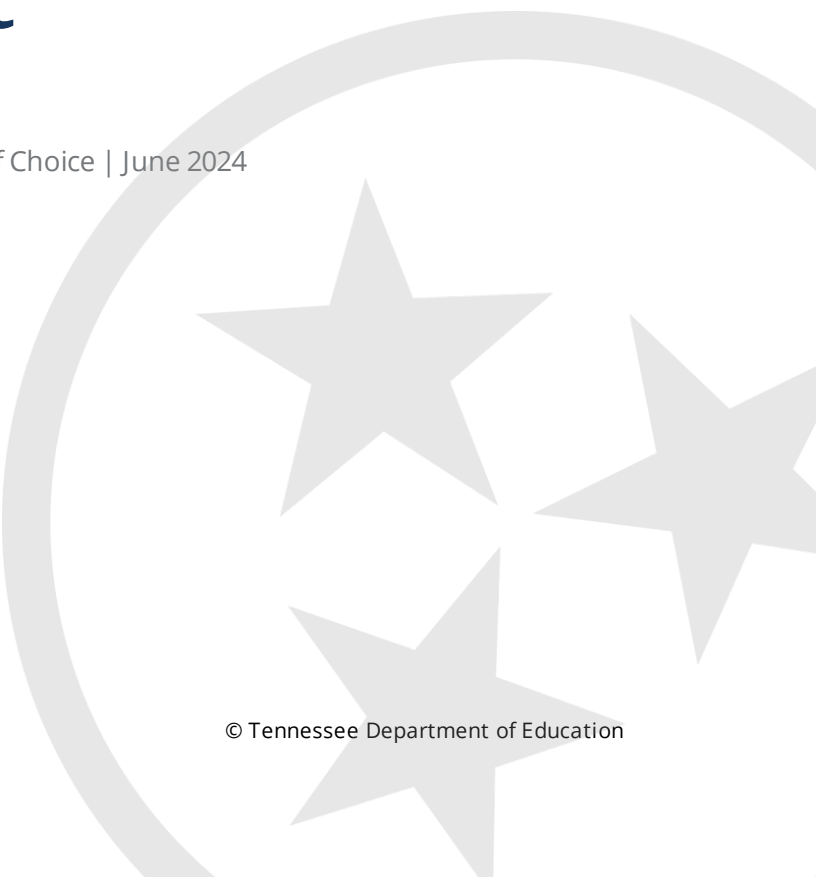




2022-23 Virtual Education Annual Report

Tennessee Department of Education | Division of Choice | June 2024



© Tennessee Department of Education

Executive Summary

Annually, the Tennessee Department of Education (department) releases a report to highlight the current state of virtual education in Tennessee. This year's report provides information relative to the operation and viability of public virtual schools and virtual education programs for the 2022-23 school year. In compliance with state statute¹, the report provides information relative to student enrollment, academic performance, and funding for virtual education and includes data for public virtual schools and their establishing local education agencies (LEAs). Additional information related to virtual education is available on the department's [virtual school webpage](#).

Highlights in Public Virtual Education

- The number of public virtual schools increased from 57 schools in 2021-22 to 59 schools in 2022-23.
- Enrollment in Tennessee public virtual schools decreased from 17,906 students in 2021-22 to 12,653 in 2022-23.
- Approximately a third of Tennessee public non-virtual high schools offered online or virtual distance learning courses in addition to traditional in-person courses during the 2022-23 school year.
- Approximately 26% of students enrolled in a virtual school did not remain enrolled in the school for the entirety of the school year; this is a significantly higher mobility rate compared to the mobility rate of students attending a non-virtual school (14%).
- Approximately a third of public virtual schools achieved a school-wide TVAAS composite score of 3 or greater, indicating academic growth. Virtual schools and non-virtual schools showed comparable school-wide TVAAS composite growth score results when evaluated against the TVAAS scores of their respective Local Education Agencies (LEAs).
- To strengthen and support public virtual schooling, the department has implemented a virtual school monitoring process and planning protocol that analyzes the operational, academic, and fiscal viability of a virtual school.

¹ T.C.A. § 49-16-104

Virtual Education Landscape in Tennessee

Legislative History of Virtual Education in Tennessee

The Tennessee General Assembly passed Chapter 1096 of the Public Acts of 2008², which aimed to provide school districts and students with a broader range of educational opportunities through effective use of technology outside of a traditional classroom. Through this Act, local education agencies were granted the authority to utilize state education funds, seek out grant funds, and accept donations to implement virtual education programs. Although this Act promoted virtual education, LEAs maintained discretionary authority whether to offer virtual education for its students.

In 2011, the General Assembly enacted the Virtual Public Schools Act³ to expand upon previously enacted virtual education program legislation. This Act gave LEAs the authority to establish virtual public schools to offer students additional educational opportunities. Furthermore, virtual schools established under this Act are public schools and must be allotted the same resources afforded to other public schools in Tennessee. In addition, the Act required the Tennessee State Board of Education (SBE) to promulgate rules and regulations related to the operation and establishment of virtual schools and virtual education programs⁴.

Divisions of Virtual Education

SBE rule⁵ divides virtual education into two separate categories: public virtual schools and virtual education programs. This differentiation provides both LEAs and non-virtual schools the flexibility to offer virtual education to students as needed. LEAs may establish and operate a public virtual school to deliver instruction to students primarily via the internet in a virtual or remote setting⁶. Public virtual schools are public schools and are held to the same rigorous standards as non-virtual public schools. Furthermore, unlike traditional public schools, the commissioner has the authority⁷ to reinstate an enrollment cap for a public virtual school or direct the LEA to close the school if a public virtual school is identified as a Priority school or

² T.C.A. § 49-16-101-105

³ T.C.A. § 49-16-201-215

⁴ SBE Rule 0520-01-03-.05

⁵ SBE rule 0520-01-03-.05

⁶ Pursuant to T.C.A. § 49-13-106, charter schools may not operate a public virtual school.

⁷ T.C.A. § 49-16-213

demonstrates student achievement growth at a level of “significantly below expectations” for any three (3) consecutive years of the school's operation.

LEAs have discretion to allow students enrolled within a virtual school to attend a portion of their classes in-person within a brick-and-mortar location if needed. Students may choose to remain enrolled in a public non-virtual school and still participate in virtual education through a virtual education program. A virtual education program is a course or series of courses accessed by students through technology. LEAs and public charter schools may use virtual education programs to provide students with a broader range of educational opportunities outside of a traditional school setting. Unlike public virtual schools, virtual education programs are not separate schools and must operate through an already established public school. During the 2022-23 school year, a third of Tennessee public high schools offered online or distance learning courses through a virtual education program in addition to traditional in-person courses. In total, approximately 54% of LEAs provided students with access to a virtual education program through a non-virtual school to expand curricular offerings during the 2022-23 school year.

Establishment of Virtual Schools

The department has created a thorough application process by which LEAs must apply to open a virtual school. During the application process, LEAs must submit evidence showing that the school's academic, operational, and fiscal practices will align to all applicable statutes and rules that govern public schools and public virtual schools in Tennessee. LEAs may utilize both state and local funds to implement and operate public virtual schools and virtual education programs.

Most LEAs in Tennessee offer access to virtual courses as a flexible choice for students and families. LEAs may staff and manage public virtual schools with personnel employed by the LEA or may contract for management services with another entity. However all teachers, regardless of employer, must have the necessary endorsement(s) on their Tennessee educator license to teach each course. Regardless of the management entity, all public virtual schools and virtual education programs must comply with laws, rules, and regulations applicable to public schools in Tennessee. Furthermore, public virtual schools are required to comply with all federal laws addressing special populations, including the Individuals with Disabilities Education Act (IDEA), and must provide all services required by a student's Individualized Education Program (IEP), Section 504 Plan, or Individual Learning Plan (ILP). Therefore, students with unique learning needs, including those with disabilities and limited English proficiency, may enroll and participate in a public virtual school or virtual education program. Access to virtual education

provides Tennessee students a personalized pathway to learning that is not constrained by geography or a traditional bell schedule. Both virtual schools and non-virtual schools can provide students with access to a variety of instructional modalities including:

- **Synchronous Virtual Course:** a fully online/virtual course in which a student can progress independently through coursework and requires students to attend regularly scheduled (daily/every other day) virtual classes with a teacher.
- **Asynchronous Virtual Course:** a fully online/virtual course in which a student can progress independently through coursework and does not require students to attend regularly scheduled (daily/every other day) virtual classes with a teacher.
- **Bisynchronous Virtual Course:** a fully online/virtual course utilizing a mixture of asynchronous and synchronous instruction.
- **Hybrid Virtual Course (allowable in public virtual schools only):** a course that offers primarily virtual instruction (asynchronous, synchronous, or bisynchronous) and requires students to periodically attend class in-person within a brick-and-mortar location.

Public Virtual School Operation and Enrollment

The number of public virtual schools in Tennessee has increased each year as seen in figure 1. During the 2022-23 school year, 59 public virtual schools operated across 53 LEAs. Student participation in virtual education, specifically virtual schooling, has seen an upward trend across years as seen in figure 2. Student enrollment in virtual schools has seen a net increase since the Virtual Schools Act of 2011. During the 2021-22 school year, student enrollment in virtual schools significantly increased due to parental choice during the COVID-19 pandemic. This sudden increase was followed by a significant decrease in student enrollment during the 2022-23 school year.

Figure 1. Openings and Closings of Virtual Schools, Over Time

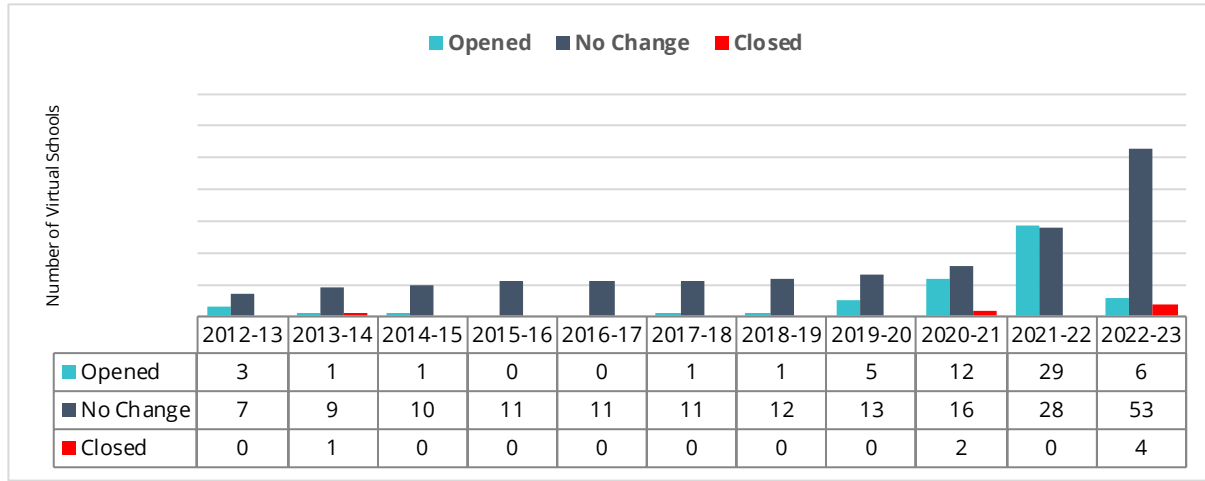
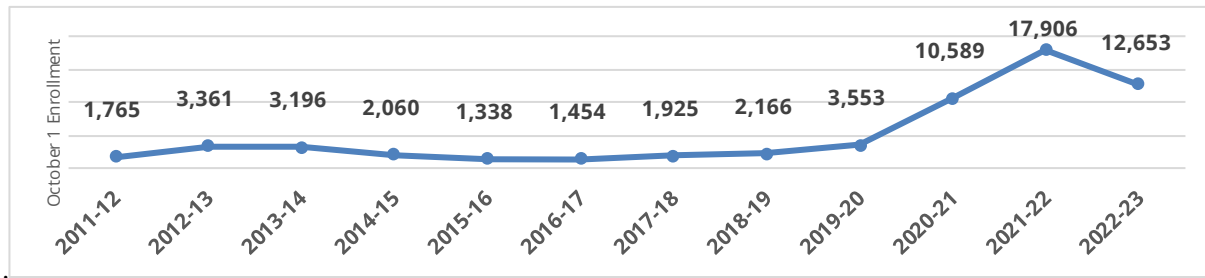


Figure 2. Virtual School Enrollment, Over Time



In the 2022-23 school year, 16 virtual schools offered a statewide enrollment option for any Tennessee student that met the school’s enrollment criteria. LEAs that allow out-of-district or state-wide enrollment may charge tuition to families for the portion of funding that the LEA receives from local city or county taxes. LEAs that operate a virtual school are not required to offer out-of-district or state-wide enrollment options. As shown in Table 1, 51% of public virtual schools operating in the 2022-23 school year did not offer out-of-district or statewide enrollment opportunities.

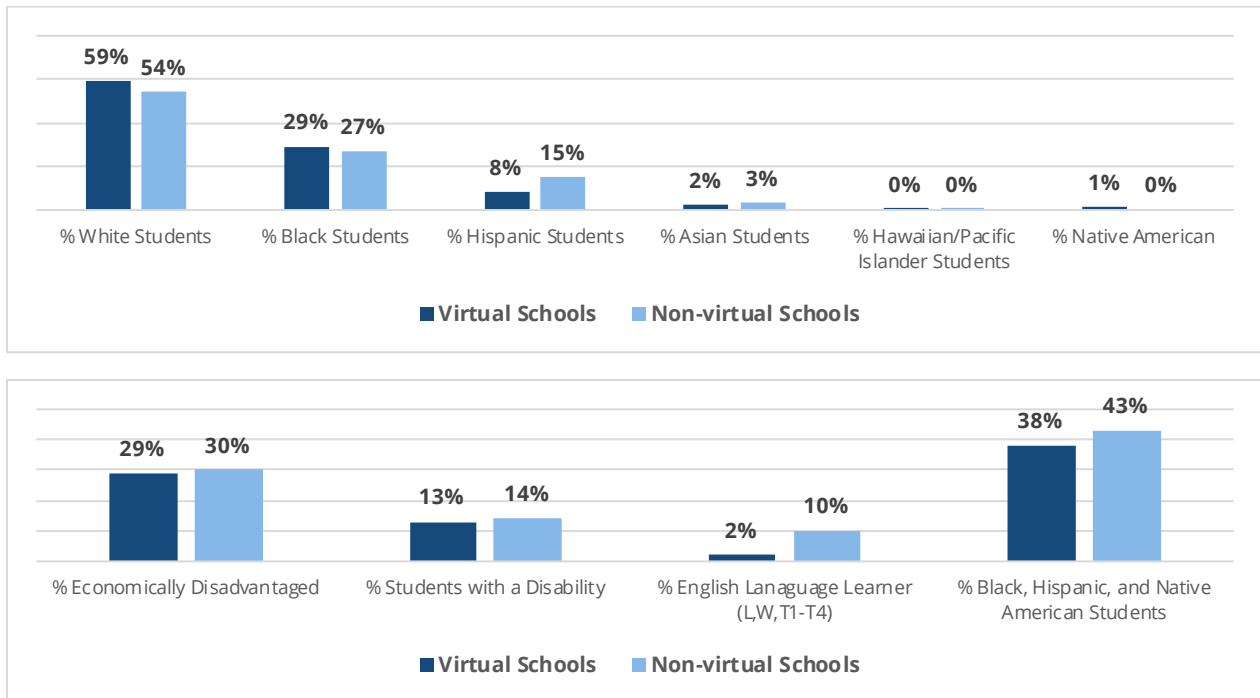
Table 1. Number of Virtual Schools by Available Enrollment Type, 2022-23

Enrollment Type	Number of Schools	Percent of Total
In-District	30	51%
Statewide	16	27%
In-District/Limited Out-of-District (Surrounding Areas Only)	13	22%

Student Enrollment

Student population characteristics within public virtual schools and non-virtual schools are similar⁸. Compared to non-virtual schools, public virtual schools held a smaller proportion of English Learners (EL) and Hispanic students during the 2022-23 school year. This data trend is not unique to Tennessee; a national study found that across the U.S., fewer EL students participate in virtual schooling as compared to other student populations⁹.

Figure 4. Student Population Characteristics, SY2022-23



Student Mobility

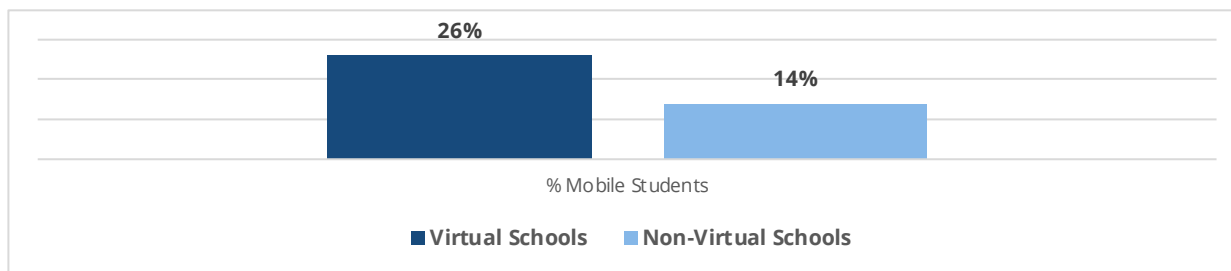
Public virtual schools in Tennessee have significantly higher mobility rates compared to non-virtual schools. Approximately 26% of students who enrolled in a virtual school did not remain enrolled in the school for the entirety of the school year. This disparity underscores the distinct challenges virtual schools encounter due to student turnover. Virtual school leaders plan for increased mobility and student transience by offering flexible scheduling and varying types of instructional modalities to fit student and family needs. Virtual school leaders have indicated

⁸ Student data within this report is limited to include data from schools within the 53 LEAs that operated a public virtual school during the 2022-2023 school year.

⁹ Molnar, A., Miron, G., Barbour, M. K., Huerta, L., Shafer, S. R., Rice, J. K., Glover, A., Browning, N., Hagle, S., & Boninger, F. (2021). Virtual Schools in the U.S. 2021. *Nepc.colorado.edu*. <https://nepc.colorado.edu/publication/virtual-schools-annual-2021>

that a consistently changing student body impacts their ability to effectively monitor academic progress. Furthermore, elevated student transience and mobility can lead to unfavorable academic outcomes¹⁰. For purposes of this report, student mobility rate is the percentage of a student body entering, reentering, and/or withdrawing on or after October 1st of a school year. Figure 5 presents the overall mobility rates for both students in virtual schools and non-virtual schools during the 2022-23 school year¹¹.

Figure 5. Student Mobility Rates Comparison, 2022-23



Accountability

Public virtual schools in Tennessee operate under the same legal and regulatory framework as all other public schools in the state. [T.C.A. § 49-16-213](#) frames additional accountability measures that focus on student achievement growth, as represented by the Tennessee Value-Added Assessment System (TVAAS). TVAAS composites are one-year scores reported on a 1-5 scale¹². If a virtual school demonstrates overall student achievement growth (school-wide TVAAS composite) at a level 1 indicating “significantly below expectations” for any three consecutive years of the school’s operation, the commissioner of education has the authority to enforce an enrollment cap or direct the establishing LEA to close the public virtual school. The Tennessee Department of Education shares accountability data for public schools, including public virtual schools, in the annual Tennessee State [Report Card](#) and assigns [School Letter Grades](#) to all eligible public schools. These data sources are a vital tool for parents and families seeking comprehensive information about school performance.

10 Welsh, R. O. (2017). School Hopscotch: A Comprehensive Review of K–12 Student Mobility in the United States. *Review of Educational Research*, 87(3), 475–511. <https://doi.org/10.3102/0034654316672068>

11 Virtual school mobility rate: Percentage of the virtual school’s yearly student membership that enters (enrolls) for more than one (1) day on or after 10/1 or exits (withdraws) from the virtual school on or after 10/2 and before the last month of the school’s academic calendar.

12 Appendix I provides TVAAS effectiveness levels.

Academic Outcomes

During the 2022-23 school year, students within non-virtual schools demonstrated a higher rate of academic achievement compared to students within virtual schools as illustrated in figure 6. Moreover, 33% of public virtual schools achieved a school-wide TVAAS composite score of 3 or greater. This percentage is considerably lower than the 64% of non-virtual schools that achieved the same benchmark as illustrated in figure 7.

Figure 8 illustrates that virtual schools and non-virtual schools showed comparable school-wide TVAAS composite growth score results when evaluated against their respective Local Education Agencies (LEAs). In the 2022-23 school year, 45% of virtual schools secured a school-wide TVAAS composite score equivalent to or exceeding their establishing LEA.

Figure 6. Percentage of Students On-track or Mastered by School Type, 2022-23

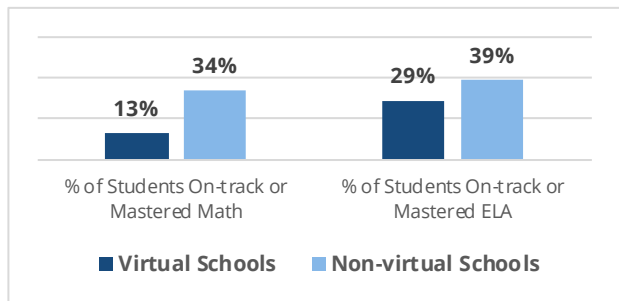


Figure 7. Percentage of Schools by TVAAS Overall Composite Level, 2022-23

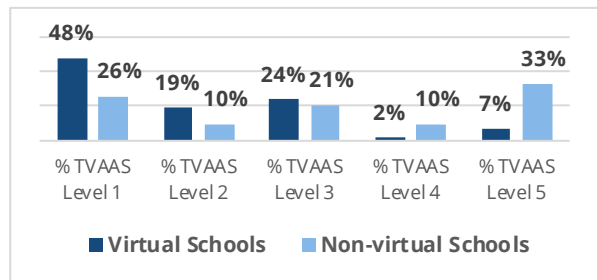


Figure 8. School TVAAS Overall Composite Level Comparison, 2022-23

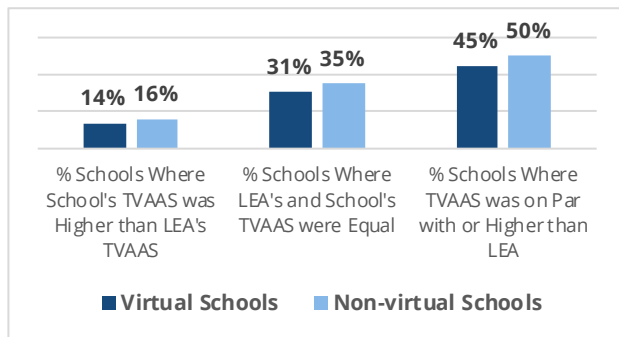
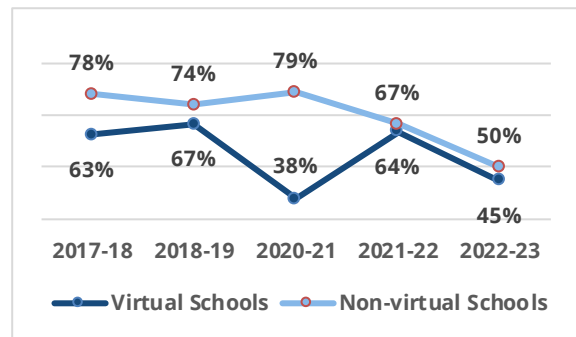


Figure 9. Percentage of Schools Earning TVAAS Composite Level Equivalent to or Higher than LEA, Over Time



School Letter Grades

Pursuant to Tennessee law¹³, the department developed a [school letter grade rating system](#) to provide parents and families with information that shows how public schools in Tennessee are performing. The department calculates letter grades on a scale from A to F. These grades are based on four separate indicators: student achievement, student academic growth, growth of the highest need students, and college and career readiness measure for high schools. A higher percentage of non-virtual schools (73%) earned a letter grade ranging from A to C than virtual schools (28%). Appendix G provides the letter grade earned by each eligible public virtual school.

School Recognitions

Each year, in accordance with Tennessee's accountability system and federal and state law, the Tennessee Department of Education recognizes schools for their success, as well as those needing additional support. Reward Schools, as defined by the department's [2022-23 Accountability Protocol](#), are schools that earn an overall school score of 3.1 or higher per federal accountability calculation and are not identified as Comprehensive Improvement Schools (CSI), Targeted Support and Improvement Schools (TSI), or Additional Targeted Support and Improvement Schools (ATSI). Schools serving K-8 students are evaluated on four indicators, including achievement on the Tennessee Comprehensive Assessment Program (TCAP) assessments, TCAP assessment growth over time, rates at which students are Chronically Out of School, and performance on the English Language Proficiency Assessment (ELPA). In addition to these four indicators, high schools are also evaluated on Graduation Rate and *Ready Graduate* Rate, or the rate at which students graduate while also having achieved milestones associated with college and career readiness. Schools are recognized as a Reward school when they demonstrate high levels of performance and/or improvement in performance by meeting their annual measurable objectives across performance indicators and student groups. Table 2 and Table 3 below highlight school designations for the 2022-23 school year.

Table 2: Virtual Schools Designated as a Reward School

Reward Schools	
Establishing LEA	School
Bristol City Schools	Tennessee Online Public School
Johnson City Schools	Johnson City Virtual Academy
Knox County Schools	KCS Virtual Middle School
Rutherford County Schools	Rutherford County Virtual School

¹³ T.C.A. § 49-1-228

Comprehensive and Targeted Support Designations

Tennessee designates a school as a Comprehensive Support and Improvement (CSI) school when the school earns performance scores in the bottom five percent of all Tennessee public schools or exhibits a graduation rate of less than 67%. A school is identified as a Targeted Support School (TSI) when any student group within the school earns performance scores in the bottom five percent of the overall performance of Tennessee students. Furthermore, a school is identified as an Additional Targeted Support and Improvement (ATSI) school when the performance scores of any student group within the school aligns with CSI criteria. Schools identified as CSI, TSI, and ATSI are eligible for additional funding and receive support from the department to develop evidence-based school improvement plans. These plans are based on items identified within the individual school's needs assessment and root cause analysis.

Table 3: Virtual Schools Designated as CSI, TSI, or ATSI

CSI, TSI, or ATSI Designated Virtual Schools		
Establishing LEA	School	Designation Type
Carter County Schools	Carter County Online Academy	CSI
Maury County Schools	Virtual Academy of Maury County	CSI
Memphis-Shelby County Schools	Memphis Virtual School	CSI
Union County Schools	Tennessee Virtual Academy	ATSI

Funding

As delineated in [T.C.A. § 49-16-204](#), Tennessee law assures that public virtual schools are provided the same resources as other public schools operating in Tennessee. Local Education Agencies have the authority to allocate funds from both state and local sources for the establishment and operation of their virtual schools and virtual education programs. [Appendix H](#) provides an overview of funding for all operational virtual schools during the 2022-23 school year. Both state and local funding shares are set based on each county's fiscal capacity, or ability to raise local revenue; counties with higher fiscal capacities receive less state funding as a percentage of their total budget and must contribute more local matching dollars than counties with less ability to raise local revenue.

Actions Taken to Strengthen Virtual Education in Tennessee

Virtual education serves as a robust and flexible educational pathway for Tennessee students. To ensure that all students receive quality educational services, the department has set forth a focused effort to strengthen virtual education across the state. Supports provided by the department cover a broad spectrum, from crafting operational guidelines to fostering partnerships between virtual and non-virtual schools. The list below outlines strides that the department is taking to strengthen virtual education:

1. The department developed guidance that provides clear operational parameters for the various types of virtual education permissible in Tennessee.
2. The department strengthened and expanded the school authorization process to ensure that applications submitted by an LEA to open new virtual schools or expand existing virtual schools align to all applicable state statutes, rules, and best practices as defined by the department.
3. The department refined and enhanced the virtual school monitoring process to focus on the operational, academic, and fiscal viability of virtual schools, to ensure they meet the highest standards of quality education.
4. The department fostered collaboration between virtual and non-virtual schools and partnered with school leaders to identify innovative ways to meet student needs through virtual education.

Conclusion

The significant growth in the number of schools that utilize virtual education highlights the increasing demand from Tennessee families for flexible and diverse educational opportunities. Despite the growth and increasing popularity of virtual education, high mobility and attrition rates within public virtual schools continue to impact school-wide academic outcomes. Furthermore, school leaders have cited that finding high-quality, state approved instructional materials to utilize within their public virtual schools is a challenge. To strengthen virtual education across the state, the department has established a dedicated division to address challenges that are unique to public virtual schools and virtual education programs. To ensure that Tennessee students receive high-quality educational services regardless of learning modality, the department has provided strategic supports to enhance the quality of virtual education across the state.

Appendices

Appendix A. Operating Virtual Schools, 2022-23

School	District	School Year Opened	Grades Served	Enrollment Type
Anderson County Innovation Academy	Anderson County Schools	2021-22	3-12	In-district
Barry Tatum Virtual Learning Academy	Wilson County Schools	2012-13	4-12	In-district
Bedford County Virtual School	Bedford County Schools	2021-22	3-10	In-district
Bradley County Virtual School	Bradley County Schools	2012-13	3-12	Statewide
Carter County Online Academy	Carter County Schools	2020-21	4-12	In-district/Surrounding Areas
Cheatham County Virtual School	Cheatham County Schools	2021-22	9-12	In-district
Claiborne Virtual Learning Academy	Claiborne County Schools	2020-21	K-12	In-district
CMCSS K-12 Virtual School	Montgomery County Schools	2021-22	K-12	In-district
Coffee County Virtual Academy	Coffee County Schools	2021-22	6-12	In-district
Collierville Virtual Academy	Collierville Schools	2021-22	3-12	In-district/Surrounding Areas
Dickson County Distance Learning Academy	Dickson County Schools	2021-22	K-12	In-district
E B Wilson	Sumner County Schools	2013-14	9-12	In-district
Germantown Online Academy of Learning	Germantown Municipal Schools	2021-22	K-12	In-district/Surrounding Areas
Greene Online Academy of Learning	Greene County Schools	2021-22	K-12	In-district
Hamilton County Virtual School	Hamilton County Schools	2012-13	K-12	In-district
Hawkins County Virtual Academy	Hawkins County Schools	2021-22	K-12	In-district
Haywood County Virtual Academy	Haywood County Schools	2021-22	K-8	In-district/Surrounding Areas
Henry County Virtual Academy	Henry County Schools	2020-21	K-12	In-district
Hickman County Learning Academy	Hickman County Schools	2020-21	3-12	In-district
Houston County Virtual Academy	Houston County Schools	2022-23	6-12	In-district
Jackson Academic STEAM Academy	Madison County Schools	2021-22	K-12	In-district
Jefferson Virtual Academy	Jefferson County Schools	2021-22	2-12	In-district
Johnson City Virtual Academy	Johnson City Schools	2021-22	6-12	In-district/Surrounding Areas
KCS Virtual Elementary School	Knox County Schools	2021-22	1-5	In-district
KCS Virtual High School	Knox County Schools	2021-22	9-12	In-district
KCS Virtual Middle School	Knox County Schools	2021-22	6-8	In-district

School	District	School Year Opened	Grades Served	Enrollment Type
Lincoln Central Virtual Academy	Lincoln County Schools	2021-22	K-12	In-district/Surrounding Areas
Marion Virtual Elementary School	Marion County Schools	2021-22	K-5	Statewide
Marion Virtual High School	Marion County Schools	2017-18	6-12	Statewide
Maryville Virtual School	Maryville City Schools	2022-23	K-12	In-district/Surrounding Areas
McNairy County Virtual School K-12	McNairy County Schools	2020-21	K-12	In-district
Memphis Virtual Adult High School	Memphis-Shelby County Schools	2022-23	9-12	In-district
Memphis Virtual School	Memphis-Shelby County Schools	2013-14	4-12	Statewide
MNPS Virtual School	Metropolitan Nashville Public Schools	2011-12	4-12	In-district
Monroe County Virtual School	Monroe County Schools	2022-23	4-12	In-district/Surrounding Areas
North Cumberland Online School	Campbell County Schools	2021-22	6-12	In-district
Overton County Virtual School	Overton County Schools	2022-23	K-8	In-district
Perry County Virtual School	Perry County Schools	2019-20	4-12	In-district/Surrounding Areas
Pioneer Virtual Academy	Lawrence County Schools	2020-21	K-12	Statewide
Polk Innovative Learning Academy	Polk County Schools	2019-20	K-12	In-district/Surrounding Areas
Putnam County VITAL	Putnam County Schools	2011-12	K-12	In-district
Roane County Virtual Academy	Roane County Schools	2020-21	K-12	In-district/Surrounding Areas
Robertson Co. Virtual School	Robertson County Schools	2012-13	3-12	In-district
Rutherford County Virtual School	Rutherford County Schools	2020-21	3-12	Statewide
Sullivan County Virtual Learning Academy	Sullivan County Schools	2021-22	K-12	In-district
Tennessee Connections Academy Johnson County 9-12	Johnson County Schools	2020-21	9-12	Statewide
Tennessee Connections Academy Johnson County K-8	Johnson County Schools	2020-21	K-8	Statewide
Tennessee Online Public School	Bristol City Schools	2011-12	6-12	Statewide
Tennessee Online Public School at Bristol	Bristol City Schools	2021-22	K-5	Statewide
Tennessee Online Public School at Greeneville	Greeneville City Schools	2021-22	K-12	Statewide
Tennessee Virtual Academy	Union County Schools	2011-12	K-6	Statewide
Tennessee Virtual Junior High School	Union County Schools	2022-23	7-9	Statewide
Tennessee Virtual Learning Academy	Washington County Schools	2014-15	3-12	In-district/Surrounding Areas
The iLearn Institute at Lenoir City Schools	Lenoir City Schools	2021-22	K-12	Statewide
Tulahoma Virtual Academy	Tulahoma City Schools	2021-22	9-12	In-district/Surrounding Areas

School	District	School Year Opened	Grades Served	Enrollment Type
Vanguard Virtual High School	Williamson County Schools	2021-22	9-12	In-district
Virtual Academy of Maury County	Maury County Schools	2020-21	7-12	Statewide
Warren Connect	Warren County Schools	2021-22	K-12	Statewide
Wayne County Virtual School	Wayne County Schools	2020-21	7-12	In-district

Appendix B. October 1st Student Enrollment, 2022-23

School	District	2018-19	2019-20	2020-21	2021-22	2022-23
Anderson County Innovation Academy	Anderson County Schools	*	*	*	28	23
Barry Tatum Virtual Learning Academy	Wilson County Schools	75	114	2664	222	129
Bedford County Virtual School	Bedford County Schools	*	*	*	74	77
Bradley County Virtual School	Bradley County Schools	51	67	258	242	174
Carter County Online Academy	Carter County Schools	*	*	79	130	99
Cheatham County Virtual School	Cheatham County Schools	*	*	*	19	17
Claiborne Virtual Learning Academy	Claiborne County Schools	*	*	13	32	26
CMCSS K-12 Virtual School	Montgomery County Schools	*	*	*	1072	888
Coffee County Virtual Academy	Coffee County Schools	*	*	*	31	57
Collierville Virtual Academy	Collierville Schools	*	*	*	266	132
Dickson County Distance Learning Academy	Dickson County Schools	*	*	*	215	101
E B Wilson	Sumner County Schools	58	102	91	227	188
Germantown Online Academy of Learning	Germantown Municipal Schools	*	*	*	83	60
Greene Online Academy of Learning	Greene County Schools	*	*	*	79	40
Hamilton County Virtual School	Hamilton County Schools	31	35	709	835	337
Hawkins County Virtual Academy	Hawkins County Schools	*	*	*	103	75
Haywood County Virtual Academy	Haywood County Schools	*	*	*	98	25
Henry County Virtual Academy	Henry County Schools	*	*	157	126	62
Hickman County Learning Academy	Hickman County Schools	*	*	27	18	**
Houston County Virtual Academy	Houston County Schools	*	*	*	*	**
Jackson Academic STEAM Academy	Madison County Schools	*	*	*	471	325
Jefferson Virtual Academy	Jefferson County Schools	*	*	*	110	68
Johnson City Virtual Academy	Johnson City Schools	*	*	*	154	97
KCS Virtual Elementary School	Knox County Schools	*	*	*	218	119
KCS Virtual High School	Knox County Schools	*	*	*	249	223
KCS Virtual Middle School	Knox County Schools	*	*	*	187	141
Lincoln Central Virtual Academy	Lincoln County Schools	*	*	*	78	57
Marion Virtual Elementary School	Marion County Schools	*	*	*	33	**

School	District	2018-19	2019-20	2020-21	2021-22	2022-23
Marion Virtual High School	Marion County Schools	*	**	**	84	31
Maryville Virtual School	Maryville City Schools	*	*	*	*	52
McNairy County Virtual School K-12	McNairy County Schools	*	*	23	38	43
Memphis Virtual Adult High School	Memphis-Shelby County Schools	*	*	*	*	26
Memphis Virtual School	Memphis-Shelby County Schools	163	106	70	985	486
MNPS Virtual School	Metropolitan Nashville Public Schools	92	90	94	290	194
Monroe County Virtual School	Monroe County Schools	*	*	*	*	235
North Cumberland Online School	Campbell County Schools	*	*	*	**	**
Overton County Virtual School	Overton County Schools	*	*	*	**	88
Perry County Virtual School	Perry County Schools	*	*	122	35	33
Pioneer Virtual Academy	Lawrence County Schools	*	14	11	89	158
Polk Innovative Learning Academy	Polk County Schools	*	73	138	83	68
Putnam County VITAL	Putnam County Schools	53	127	220	386	302
Roane County Virtual Academy	Roane County Schools	*	*	85	132	52
Robertson Co. Virtual School	Robertson County Schools	42	44	43	75	73
Rutherford County Virtual School	Rutherford County Schools	*	*	102	461	353
Sullivan County Virtual Learning Academy	Sullivan County Schools	*	*	*	**	**
Tennessee Connections Academy Johnson County 9-12	Johnson County Schools	*	*	46	1059	1489
Tennessee Connections Academy Johnson County K-8	Johnson County Schools	*	*	196	1462	1478
Tennessee Online Public School	Bristol City Schools	216	173	159	165	203
Tennessee Online Public School at Bristol	Bristol City Schools	*	*	*	34	22
Tennessee Online Public School at Greeneville	Greeneville City Schools	*	*	*	83	78
Tennessee Virtual Academy	Union County Schools	1348	1343	2259	3036	2168
Tennessee Virtual Junior High School	Union County Schools	*	*	*	*	934
Tennessee Virtual Learning Academy	Washington County Schools	37	29	32	110	65
The iLearn Institute at Lenoir City Schools	Lenoir City Schools	*	*	*	91	85
Tullahoma Virtual Academy	Tullahoma City Schools	*	*	*	24	43
Vanguard Virtual High School	Williamson County Schools	*	*	*	245	121
Virtual Academy of Maury County	Maury County Schools	*	*	88	101	56

School	District	2018-19	2019-20	2020-21	2021-22	2022-23
Warren Connect	Warren County Schools	*	*	*	89	110
Wayne County Virtual School	Wayne County Schools	*	*	**	12	14

* Not operating within school year

** Fewer than 10 students enrolled

Appendix C. Virtual School Demographics, 2022-23

School	District	%Economically Disadvantaged		%Students with a Disability		%English Language Learners	
		SCH	LEA	SCH	LEA	SCH	LEA
Anderson County Innovation Academy	Anderson County Schools	22%	29%	13%	18%	<5%	<5%
Barry Tatum Virtual Learning Academy	Wilson County Schools	10%	10%	12%	13%	5%	7%
Bedford County Virtual School	Bedford County Schools	25%	33%	12%	12%	6%	15%
Bradley County Virtual School	Bradley County Schools	23%	25%	6%	13%	<5%	<5%
Carter County Online Academy	Carter County Schools	36%	37%	7%	19%	<5%	<5%
Cheatham County Virtual School	Cheatham County Schools	24%	25%	12%	18%	<5%	<5%
Claiborne Virtual Learning Academy	Claiborne County Schools	46%	32%	<5%	18%	<5%	<5%
CMCSS K-12 Virtual School	Montgomery County Schools	26%	25%	16%	16%	<5%	5%
Coffee County Virtual Academy	Coffee County Schools	21%	29%	5%	16%	<5%	<5%
Collierville Virtual Academy	Collierville Schools	<5%	<5%	17%	14%	5%	8%
Dickson County Distance Learning Academy	Dickson County Schools	21%	24%	15%	16%	<5%	<5%
E B Wilson	Sumner County Schools	11%	18%	38%	16%	<5%	5%
Germantown Online Academy of Learning	Germantown Municipal Schools	<5%	<5%	8%	13%	<5%	<5%
Greene Online Academy of Learning	Greene County Schools	30%	25%	30%	20%	<5%	<5%
Hamilton County Virtual School	Hamilton County Schools	37%	38%	15%	14%	<5%	11%
Hawkins County Virtual Academy	Hawkins County Schools	21%	38%	<5%	17%	<5%	<5%
Haywood County Virtual Academy	Haywood County Schools	48%	42%	8%	16%	12%	<5%
Henry County Virtual Academy	Henry County Schools	29%	34%	15%	16%	<5%	<5%
Hickman County Learning Academy	Hickman County Schools	<5%	30%	<5%	19%	<5%	<5%
Houston County Virtual Academy	Houston County Schools	<5%	29%	<5%	18%	<5%	<5%
Jackson Academic STEAM Academy	Madison County Schools	50%	48%	16%	15%	<5%	5%
Jefferson Virtual Academy	Jefferson County Schools	28%	29%	7%	16%	<5%	5%
Johnson City Virtual Academy	Johnson City Schools	19%	26%	12%	14%	<5%	6%

School	District	%Economically Disadvantaged		%Students with a Disability		%English Language Learners	
		SCH	LEA	SCH	LEA	SCH	LEA
KCS Virtual Elementary School	Knox County Schools	38%	22%	26%	16%	<5%	8%
KCS Virtual High School	Knox County Schools	33%	22%	19%	16%	<5%	8%
KCS Virtual Middle School	Knox County Schools	35%	22%	22%	16%	<5%	8%
Lincoln Central Virtual Academy	Lincoln County Schools	26%	25%	7%	15%	<5%	<5%
Marion Virtual Elementary School	Marion County Schools	<5%	42%	<5%	13%	<5%	<5%
Marion Virtual High School	Marion County Schools	29%	42%	10%	13%	<5%	<5%
Maryville Virtual School	Maryville City Schools	27%	13%	23%	13%	<5%	<5%
McNairy County Virtual School K-12	McNairy County Schools	35%	36%	9%	16%	<5%	<5%
Memphis Virtual Adult High School	Memphis-Shelby County Schools	69%	53%	<5%	11%	<5%	12%
Memphis Virtual School	Memphis-Shelby County Schools	58%	53%	12%	11%	<5%	12%
MNPS Virtual School	Metropolitan Nashville Public Schools	29%	35%	9%	14%	8%	27%
Monroe County Virtual School	Monroe County Schools	45%	30%	13%	17%	<5%	<5%
North Cumberland Online School	Campbell County Schools	**	**	**	**	**	**
Overton County Virtual School	Overton County Schools	23%	24%	6%	17%	<5%	<5%
Perry County Virtual School	Perry County Schools	33%	36%	15%	23%	<5%	<5%
Pioneer Virtual Academy	Lawrence County Schools	7%	33%	<5%	15%	<5%	<5%
Polk Innovative Learning Academy	Polk County Schools	46%	34%	25%	20%	<5%	<5%
Putnam County VITAL	Putnam County Schools	21%	29%	8%	15%	<5%	9%
Roane County Virtual Academy	Roane County Schools	35%	36%	13%	21%	<5%	<5%
Robertson Co. Virtual School	Robertson County Schools	10%	24%	11%	15%	<5%	11%
Rutherford County Virtual School	Rutherford County Schools	10%	18%	8%	10%	<5%	14%
Sullivan County Virtual Learning Academy	Sullivan County Schools	**	**	**	**	**	**
Tennessee Connections Academy Johnson County 9-12	Johnson County Schools	16%	27%	14%	17%	<5%	<5%
Tennessee Connections Academy Johnson County K-8	Johnson County Schools	21%	27%	13%	17%	<5%	<5%

School	District	%Economically Disadvantaged		%Students with a Disability		%English Language Learners	
		SCH	LEA	SCH	LEA	SCH	LEA
Tennessee Online Public School	Bristol City Schools	7%	27%	7%	17%	<5%	<5%
Tennessee Online Public School at Bristol	Bristol City Schools	14%	27%	9%	17%	<5%	<5%
Tennessee Online Public School at Greeneville	Greeneville City Schools	18%	27%	14%	17%	<5%	<5%
Tennessee Virtual Academy	Union County Schools	45%	39%	13%	15%	<5%	<5%
Tennessee Virtual Junior High School	Union County Schools	39%	39%	14%	15%	<5%	<5%
Tennessee Virtual Learning Academy	Washington County Schools	28%	21%	12%	17%	<5%	<5%
The iLearn Institute at Lenoir City Schools	Lenoir City Schools	16%	23%	14%	15%	<5%	18%
Tullahoma Virtual Academy	Tullahoma City Schools	33%	31%	9%	15%	<5%	<5%
Vanguard Virtual High School	Williamson County Schools	<5%	<5%	14%	12%	<5%	<5%
Virtual Academy of Maury County	Maury County Schools	36%	29%	13%	15%	<5%	6%
Warren Connect	Warren County Schools	43%	37%	<5%	15%	<5%	7%
Wayne County Virtual School	Wayne County Schools	43%	31%	43%	18%	<5%	<5%

** Indicates that results were masked due to department suppression guidelines or data was not available.

Appendix D: Chronically Absent and Graduation Rates, 2022-23

School	District	% Chronically Absent		High School Graduation Rate	
		SCH	LEA	SCH	LEA
Anderson County Innovation Academy	Anderson County Schools	8%	17%	>95%	90%
Barry Tatum Virtual Learning Academy	Wilson County Schools	11%	15%	>95%	96%
Bedford County Virtual School	Bedford County Schools	21%	19%	**	**
Bradley County Virtual School	Bradley County Schools	<5%	15%	>95%	93%
Carter County Online Academy	Carter County Schools	5%	21%	36%	73%
Cheatham County Virtual School	Cheatham County Schools	44%	19%	**	81%
Claiborne Virtual Learning Academy	Claiborne County Schools	7%	31%	**	**
CMCSS K-12 Virtual School	Montgomery County Schools	9%	19%	81%	87%
Coffee County Virtual Academy	Coffee County Schools	<5%	13%	**	85%
Collierville Virtual Academy	Collierville Schools	13%	10%	**	94%
Dickson County Distance Learning Academy	Dickson County Schools	24%	15%	**	**
E B Wilson	Sumner County Schools	8%	13%	81%	91%
Germantown Online Academy of Learning	Germantown Municipal Schools	11%	9%	**	92%
Greene Online Academy of Learning	Greene County Schools	<5%	17%	**	84%
Hamilton County Virtual School	Hamilton County Schools	9%	21%	85%	87%
Hawkins County Virtual Academy	Hawkins County Schools	<5%	23%	91%	92%
Haywood County Virtual Academy	Haywood County Schools	13%	20%	**	**
Henry County Virtual Academy	Henry County Schools	<5%	12%	92%	92%
Hickman County Learning Academy	Hickman County Schools	**	22%	**	89%
Houston County Virtual Academy	Houston County Schools	**	28%	**	**
Jackson Academic STEAM Academy	Madison County Schools	24%	29%	93%	86%
Jefferson Virtual Academy	Jefferson County Schools	13%	21%	>95%	89%
Johnson City Virtual Academy	Johnson City Schools	<5%	14%	94%	90%
KCS Virtual Elementary School	Knox County Schools	19%	21%	**	**

School	District	% Chronically Absent		High School Graduation Rate	
		SCH	LEA	SCH	LEA
KCS Virtual High School	Knox County Schools	20%	21%	88%	86%
KCS Virtual Middle School	Knox County Schools	11%	21%	**	**
Lincoln Central Virtual Academy	Lincoln County Schools	<5%	16%	**	91%
Marion Virtual Elementary School	Marion County Schools	**	25%	**	**
Marion Virtual High School	Marion County Schools	31%	25%	**	83%
Maryville Virtual School	Maryville City Schools	21%	8%	**	**
McNairy County Virtual School K-12	McNairy County Schools	<5%	17%	**	92%
Memphis Virtual Adult High School	Memphis-Shelby County Schools	<5%	28%	**	**
Memphis Virtual School	Memphis-Shelby County Schools	5%	28%	73%	79%
MNPS Virtual School	Metropolitan Nashville Public Schools	<5%	27%	>95%	80%
Monroe County Virtual School	Monroe County Schools	<5%	22%	**	**
North Cumberland Online School	Campbell County Schools	**	**	**	**
Overton County Virtual School	Overton County Schools	<5%	19%	**	**
Perry County Virtual School	Perry County Schools	15%	17%	**	89%
Pioneer Virtual Academy	Lawrence County Schools	<5%	14%	**	89%
Polk Innovative Learning Academy	Polk County Schools	5%	15%	**	83%
Putnam County VITAL	Putnam County Schools	5%	16%	55%	82%
Roane County Virtual Academy	Roane County Schools	9%	20%	**	83%
Robertson Co. Virtual School	Robertson County Schools	5%	18%	94%	67%
Rutherford County Virtual School	Rutherford County Schools	<5%	12%	>95%	93%
Sullivan County Virtual Learning Academy	Sullivan County Schools	**	**	**	**
Tennessee Connections Academy Johnson County 9-12	Johnson County Schools	9%	11%	88%	88%
Tennessee Connections Academy Johnson County K-8	Johnson County Schools	7%	11%	**	**
Tennessee Online Public School	Bristol City Schools	9%	16%	92%	90%
Tennessee Online Public School at Bristol	Bristol City Schools	5%	16%	**	**

School	District	% Chronically Absent		High School Graduation Rate	
		SCH	LEA	SCH	LEA
Tennessee Online Public School at Greeneville	Greeneville City Schools	13%	11%	**	92%
Tennessee Virtual Academy	Union County Schools	12%	17%	**	**
Tennessee Virtual Junior High School	Union County Schools	12%	17%	**	**
Tennessee Virtual Learning Academy	Washington County Schools	<5%	17%	92%	83%
The iLearn Institute at Lenoir City Schools	Lenoir City Schools	17%	18%	>95%	87%
Tullahoma Virtual Academy	Tullahoma City Schools	7%	22%	**	89%
Vanguard Virtual High School	Williamson County Schools	9%	9%	>95%	95%
Virtual Academy of Maury County	Maury County Schools	10%	21%	77%	81%
Warren Connect	Warren County Schools	5%	21%	**	88%
Wayne County Virtual School	Wayne County Schools	**	21%	**	75%

** Indicates that results were masked due to department suppression guidelines or data was not available.

Appendix E. Mobility Rate*, 2022-23

School	District	SCH Mobility Rate	LEA Mobility Rate
Anderson County Innovation Academy	Anderson County Schools	66%	11%
Barry Tatum Virtual Learning Academy	Wilson County Schools	40%	12%
Bedford County Virtual School	Bedford County Schools	32%	11%
Bradley County Virtual School	Bradley County Schools	32%	10%
Carter County Online Academy	Carter County Schools	50%	18%
Cheatham County Virtual School	Cheatham County Schools	54%	11%
Claiborne Virtual Learning Academy	Claiborne County Schools	27%	13%
CMCSS K-12 Virtual School	Montgomery County Schools	27%	18%
Coffee County Virtual Academy	Coffee County Schools	32%	12%
Collierville Virtual Academy	Collierville Schools	22%	8%
Dickson County Distance Learning Academy	Dickson County Schools	28%	13%
E B Wilson	Sumner County Schools	39%	13%
Germantown Online Academy of Learning	Germantown Municipal Schools	22%	5%
Greene Online Academy of Learning	Greene County Schools	17%	13%
Hamilton County Virtual School	Hamilton County Schools	12%	10%
Hawkins County Virtual Academy	Hawkins County Schools	23%	12%
Haywood County Virtual Academy	Haywood County Schools	36%	10%
Henry County Virtual Academy	Henry County Schools	41%	9%
Hickman County Learning Academy	Hickman County Schools	75%	11%
Houston County Virtual Academy	Houston County Schools	87%	14%
Jackson Academic STEAM Academy	Madison County Schools	12%	15%
Jefferson Virtual Academy	Jefferson County Schools	22%	13%
Johnson City Virtual Academy	Johnson City Schools	25%	12%
KCS Virtual Elementary School	Knox County Schools	9%	13%
KCS Virtual High School	Knox County Schools	21%	13%
KCS Virtual Middle School	Knox County Schools	10%	13%
Lincoln Central Virtual Academy	Lincoln County Schools	33%	12%
Marion Virtual Elementary School	Marion County Schools	**	**
Marion Virtual High School	Marion County Schools	15%	11%

School	District	SCH Mobility Rate	LEA Mobility Rate
Maryville Virtual School	Maryville City	56%	9%
McNairy County Virtual School K-12	McNairy County Schools	65%	12%
Memphis Virtual Adult High School	Memphis-Shelby County Schools	87%	19%
Memphis Virtual School	Memphis-Shelby County Schools	12%	19%
MNPS Virtual School	Metropolitan Nashville Public Schools	16%	18%
Monroe County Virtual School	Monroe County Schools	49%	15%
Overton County Virtual School	Overton County Schools	32%	12%
Perry County Virtual School	Perry County Schools	43%	15%
Pioneer Virtual Academy	Lawrence County Schools	20%	11%
Polk Innovative Learning Academy	Polk County Schools	34%	12%
Putnam County VITAL	Putnam County Schools	32%	12%
Roane County Virtual Academy	Roane County Schools	46%	13%
Robertson Co. Virtual School	Robertson County Schools	53%	15%
Rutherford County Virtual School	Rutherford County Schools	45%	15%
Tennessee Connections Academy Johnson County 9-12	Johnson County Schools	15%	13%
Tennessee Connections Academy Johnson County K-8	Johnson County Schools	18%	13%
Tennessee Online Public School	Bristol City Schools	35%	11%
Tennessee Online Public School at Bristol	Bristol City Schools	13%	11%
Tennessee Online Public School at Greeneville	Greeneville City Schools	20%	9%
Tennessee Virtual Academy	Union County Schools	26%	21%
Tennessee Virtual Junior High School	Union County Schools	21%	21%
Tennessee Virtual Learning Academy	Washington County Schools	42%	10%
The iLearn Institute at Lenoir City Schools	Lenoir City Schools	50%	13%
Tullahoma Virtual Academy	Tullahoma City Schools	40%	13%
Vanguard Virtual High School	Williamson County Schools	34%	7%
Virtual Academy of Maury County	Maury County Schools	50%	14%
Warren Connect	Warren County Schools	23%	14%
Wayne County Virtual School	Wayne County Schools	61%	8%

* For purposes of this report, student mobility rate is the percentage of a student body entering, reentering, and/or withdrawing on or after October 1st of a school year.

** Indicates that results were masked due to department suppression guidelines or data was not available.

Appendix F. School and District TVAAS Levels, 2022-23

School	District	Literacy		Numeracy		Literacy and Numeracy		Science		Social Studies		Overall Composite	
		SCH	LEA	SCH	LEA	SCH	LEA	SCH	LEA	SCH	LEA	SCH	LEA
Anderson County Innovation Academy	Anderson County Schools	*	*	*	*	*	*	*	*	*	*	*	*
Barry Tatum Virtual Learning Academy	Wilson County Schools	4	3	2	5	3	5	3	5	4	5	3	5
Bedford County Virtual School	Bedford County Schools	3	5	3	3	3	5	2	3	3	3	2	5
Bradley County Virtual School	Bradley County Schools	3	3	1	1	1	1	3	1	1	1	1	1
Carter County Online Academy	Carter County Schools	3	3	2	5	2	5	3	4	*	3	2	5
Cheatham County Virtual School	Cheatham County Schools	*	*	*	*	*	*	*	*	*	*	*	*
Claiborne Virtual Learning Academy	Claiborne County Schools	3	3	3	3	3	3	*	3	*	2	3	2
CMCSS K-12 Virtual School	Montgomery County Schools	3	3	1	1	1	1	5	5	5	5	3	2
Coffee County Virtual Academy	Coffee County Schools	3	5	2	4	3	5	*	3	1	1	1	5
Collierville Virtual Academy	Collierville Schools	2	4	3	5	2	5	2	5	1	5	1	5
Dickson County Distance Learning Academy	Dickson County Schools	*	3	1	1	1	1	1	5	1	5	1	4
E B Wilson	Sumner County Schools	2	1	1	4	1	1	3	3	1	5	1	2
Germantown Online Academy of Learning	Germantown Municipal Schools	3	5	3	3	3	5	*	5	*	4	3	5
Greene Online Academy of Learning	Greene County Schools	*	*	*	*	*	*	*	*	*	*	*	*
Hamilton County Virtual School	Hamilton County Schools	3	5	1	2	1	4	1	4	1	5	1	5
Hawkins County Virtual Academy	Hawkins County Schools	3	1	2	1	2	1	*	3	*	1	2	1
Haywood County Virtual Academy	Haywood County Schools	*	*	*	*	*	*	*	*	*	*	*	*
Henry County Virtual Academy	Henry County Schools	*	*	*	*	*	*	*	*	*	*	*	*
Hickman County Learning Academy	Hickman County Schools	*	*	*	*	*	*	*	*	*	*	*	*
Houston County Virtual Academy	Houston County Schools	*	*	*	*	*	*	*	*	*	*	*	*
Jackson Academic STEAM Academy	Madison County Schools	2	2	1	4	1	3	3	5	3	1	1	3
Jefferson Virtual Academy	Jefferson County Schools	3	5	2	5	3	5	3	5	*	5	2	5
Johnson City Virtual Academy	Johnson City Schools	3	5	3	5	3	5	5	5	4	5	4	5
KCS Virtual Elementary School	Knox County Schools	3	1	3	5	3	1	3	5	*	5	3	5
KCS Virtual High School	Knox County Schools	3	1	1	5	1	1	5	5	3	5	3	5
KCS Virtual Middle School	Knox County Schools	5	1	4	5	5	1	5	5	5	5	5	5
Lincoln Central Virtual Academy	Lincoln County Schools	*	2	3	1	3	1	*	1	3	5	3	1
Marion Virtual Elementary School	Marion County Schools	*	*	*	*	*	*	*	*	*	*	*	*
Marion Virtual High School	Marion County Schools	*	*	*	*	*	*	*	*	*	*	*	*
Maryville Virtual School	Maryville City Schools	3	3	1	4	2	4	*	5	*	5	2	5
McNairy County Virtual School K-12	McNairy County Schools	*	1	*	3	*	2	*	2	1	1	1	1
Memphis Virtual Adult High School	Memphis-Shelby County Schools	*	*	*	*	*	*	*	*	*	*	*	*
Memphis Virtual School	Memphis-Shelby County Schools	2	5	1	1	1	1	1	5	1	3	1	5
MNPS Virtual School	Metropolitan Nashville Public Schools	4	5	3	5	3	5	3	5	2	3	3	5

School	District	Literacy		Numeracy		Literacy and Numeracy		Science		Social Studies		Overall Composite	
		SCH	LEA	SCH	LEA	SCH	LEA	SCH	LEA	SCH	LEA	SCH	LEA
Monroe County Virtual School	Monroe County Schools	1	1	1	1	1	1	1	1	1	4	1	1
North Cumberland Online School	Campbell County Schools	*	*	*	*	*	*	*	*	*	*	*	*
Overton County Virtual School	Overton County Schools	1	4	3	5	1	5	3	5	*	1	1	5
Perry County Virtual School	Perry County Schools	*	*	*	*	*	*	*	*	*	*	*	*
Pioneer Virtual Academy	Lawrence County Schools	*	*	*	*	*	*	*	*	*	*	*	*
Polk Innovative Learning Academy	Polk County Schools	3	2	3	1	2	1	*	2	3	3	2	1
Putnam County VITAL	Putnam County Schools	3	5	2	5	3	5	3	3	2	1	2	5
Roane County Virtual Academy	Roane County Schools	*	*	*	*	*	*	*	*	*	*	*	*
Robertson Co. Virtual School	Robertson County Schools	3	1	1	1	1	1	*	1	3	1	1	1
Rutherford County Virtual School	Rutherford County Schools	4	5	4	5	5	5	3	5	3	5	5	5
Sullivan County Virtual Learning Academy	Sullivan County Schools	*	*	*	*	*	*	*	*	*	*	*	*
Tennessee Connections Academy Johnson County 9-12	Johnson County Schools	5	3	1	1	1	1	5	3	1	1	1	1
Tennessee Connections Academy Johnson County K-8	Johnson County Schools	3	3	2	1	2	1	4	3	1	1	1	1
Tennessee Online Public School	Bristol City Schools	5	5	5	5	5	5	3	5	3	5	5	5
Tennessee Online Public School at Bristol	Bristol City Schools	*	*	*	*	*	*	*	*	*	*	*	*
Tennessee Online Public School at Greeneville	Greeneville City Schools	1	5	1	5	1	5	3	5	*	5	1	5
Tennessee Virtual Academy	Union County Schools	1	1	1	1	1	1	1	1	1	1	1	1
Tennessee Virtual Junior High School	Union County Schools	1	1	1	1	1	1	2	1	1	1	1	1
Tennessee Virtual Learning Academy	Washington County Schools	3	5	1	5	1	5	3	3	3	5	1	5
The iLearn Institute at Lenoir City Schools	Lenoir City Schools	3	2	1	1	2	1	3	1	1	1	1	1
Tullahoma Virtual Academy	Tullahoma City Schools	*	3	2	5	2	5	*	3	*	4	2	5
Vanguard Virtual High School	Williamson County Schools	3	3	2	4	2	3	*	5	1	5	1	5
Virtual Academy of Maury County	Maury County Schools	*	3	3	1	3	1	*	5	*	3	3	3
Warren Connect	Warren County Schools	3	1	3	1	3	1	*	1	*	1	3	1
Wayne County Virtual School	Wayne County Schools	*	*	*	*	*	*	*	*	*	*	*	*

*Indicates school had insufficient data to generate TVAAS scores in this subject.

Appendix G. School Letter Grades for Virtual Schools, 2022-23

School	District	Letter Grade
Anderson County Innovation Academy	Anderson County Schools	*
Barry Tatum Virtual Learning Academy	Wilson County Schools	C
Bedford County Virtual School	Bedford County Schools	D
Bradley County Virtual School	Bradley County Schools	D
Carter County Online Academy	Carter County Schools	D
Cheatham County Virtual School	Cheatham County Schools	*
Claiborne Virtual Learning Academy	Claiborne County Schools	*
CMCSS K-12 Virtual School	Clarksville-Montgomery County Schools	C
Coffee County Virtual Academy	Coffee County Schools	F
Collierville Virtual Academy	Collierville Schools	F
Dickson County Distance Learning Academy	Dickson County Schools	F
E B Wilson	Sumner County Schools	D
Germantown Online Academy of Learning	Germantown Municipal Schools	*
Greene Online Academy of Learning	Greene County Schools	*
Hamilton County Virtual School	Hamilton County Schools	D
Hawkins County Virtual Academy	Hawkins County Schools	D
Haywood County Virtual Academy	Haywood County Schools	*
Henry County Virtual Academy	Henry County Schools	*
Hickman County Learning Academy	Hickman County Schools	*
Houston County Virtual Academy	Houston County Schools	*
Jackson Academic STEAM Academy	Madison County Schools	D
Jefferson Virtual Academy	Jefferson County Schools	D
Johnson City Virtual Academy	Johnson City Schools	C
KCS Virtual Elementary School	Knox County Schools	C
KCS Virtual High School	Knox County Schools	C
KCS Virtual Middle School	Knox County Schools	A
Lincoln Central Virtual Academy	Lincoln County Schools	*
Marion Virtual Elementary School	Marion County Schools	*
Marion Virtual High School	Marion County Schools	*

School	District	Letter Grade
Maryville Virtual School	Maryville City Schools	*
McNairy County Virtual School K-12	McNairy County Schools	*
Memphis Virtual Adult High School	Memphis-Shelby County Schools	*
Memphis Virtual School	Memphis-Shelby County Schools	F
MNPS Virtual School	Metro Nashville Public Schools	C
Monroe County Virtual School	Monroe County Schools	F
North Cumberland Online School	Campbell County Schools	*
Overton County Virtual School	Overton County Schools	*
Perry County Virtual School	Perry County Schools	*
Pioneer Virtual Academy	Lawrence County Schools	*
Polk Innovative Learning Academy	Polk County Schools	*
Putnam County VITAL	Putnam County Schools	D
Roane County Virtual Academy	Roane County Schools	*
Robertson Co. Virtual School	Robertson County Schools	*
Rutherford County Virtual School	Rutherford County Schools	A
Sullivan County Virtual Learning Academy	Sullivan County Schools	*
Tennessee Connections Academy Johnson County 9-12	Johnson County Schools	D
Tennessee Connections Academy Johnson County K-8	Johnson County Schools	D
Tennessee Online Public School	Bristol City Schools	A
Tennessee Online Public School at Bristol	Bristol City Schools	*
Tennessee Online Public School at Greeneville	Greeneville City Schools	D
Tennessee Virtual Academy	Union County Schools	F
Tennessee Virtual Junior High School	Union County Schools	F
Tennessee Virtual Learning Academy	Washington County Schools	F
The iLearn Institute at Lenoir City Schools	Lenoir City Schools	F
Tullahoma Virtual Academy	Tullahoma City Schools	D
Vanguard Virtual High School	Williamson County Schools	D
Virtual Academy of Maury County	Maury County Schools	*
Warren Connect	Warren County Schools	*
Wayne County Virtual School	Wayne County Schools	*

* School did not generate a letter grade due to insufficient data or enrollment

Appendix H. State Funds Generated for Virtual Schools, 2022-23

School	District	State Funds Generated - Total	State Funds Generated - Per Pupil
Anderson County Innovation Academy	Anderson County Schools	\$239,812.00	\$8,315.26
Barry Tatum Virtual Learning Academy	Wilson County Schools	\$1,037,706.03	\$7,690.80
Bedford County Virtual School	Bedford County Schools	\$610,672.86	\$8,142.46
Bradley County Virtual School	Bradley County Schools	\$1,362,583.05	\$8,049.55
Carter County Online Academy	Carter County Schools	\$682,341.21	\$8,413.58
Cheatham County Virtual School	Cheatham County Schools	\$171,972.66	\$7,943.31
Claiborne Virtual Learning Academy	Claiborne County Schools	\$246,236.78	\$8,262.98
CMCSS K-12 Virtual School	Montgomery County Schools	\$7,085,760.75	\$7,949.17
Coffee County Virtual Academy	Coffee County Schools	\$554,128.65	\$8,125.05
Collierville Virtual Academy	Collierville Schools	\$1,074,757.44	\$7,729.29
Dickson County Distance Learning Academy	Dickson County Schools	\$793,336.65	\$7,812.28
E B Wilson	Sumner County Schools	\$1,376,411.38	\$7,961.45
Germantown Online Academy of Learning	Germantown Municipal Schools	\$414,058.16	\$7,562.71
Greene Online Academy of Learning	Greene County Schools	\$317,994.21	\$8,060.64
Hamilton County Virtual School	Hamilton County Schools	\$2,548,354.29	\$7,983.57
Hawkins County Virtual Academy	Hawkins County Schools	\$586,678.35	\$8,125.74
Haywood County Virtual Academy	Haywood County Schools	\$263,673.66	\$8,574.09
Henry County Virtual Academy	Henry County Schools	\$498,609.51	\$8,351.92
Hickman County Learning Academy	Hickman County Schools	\$79,219.17	\$8,753.50
Houston County Virtual Academy	Houston County Schools	\$53,412.75	\$8,798.19
Jackson Academic STEAM Academy	Madison County Schools	\$2,615,625.15	\$8,268.14
Jefferson Virtual Academy	Jefferson County Schools	\$541,745.34	\$8,083.28
Johnson City Virtual Academy	Johnson City Schools	\$757,343.23	\$7,716.18
KCS Virtual Elementary School	Knox County Schools	\$923,104.88	\$7,950.95
KCS Virtual High School	Knox County Schools	\$1,628,345.40	\$7,950.95
KCS Virtual Middle School	Knox County Schools	\$1,091,273.44	\$7,950.95
Lincoln Central Virtual Academy	Lincoln County Schools	\$422,807.64	\$8,107.53
Marion Virtual Elementary School	Marion County Schools	\$32,707.61	\$8,176.90
Marion Virtual High School	Marion County Schools	\$251,848.58	\$8,176.90
Maryville Virtual School	Maryville City Schools	\$505,862.28	\$7,595.53
McNairy County Virtual School K-12	McNairy County Schools	\$427,929.71	\$8,331.10
Memphis Virtual Adult High School	Memphis-Shelby County Schools	\$136,302.48	\$8,511.16

School	District	State Funds Generated – Total	State Funds Generated – Per Pupil
Memphis Virtual School	Memphis-Shelby County Schools	\$3,775,551.43	\$8,511.16
MNPS Virtual School	Metropolitan Nashville Public Schools	\$1,808,952.07	\$9,163.77
Monroe County Virtual School	Monroe County Schools	\$2,243,757.99	\$8,596.87
North Cumberland Online School	Campbell County Schools	*	\$8,393.72
Overton County Virtual School	Overton County Schools	\$706,728.91	\$8,241.74
Perry County Virtual School	Perry County Schools	\$354,893.56	\$9,154.02
Pioneer Virtual Academy	Lawrence County Schools	\$1,086,932.86	\$7,975.01
Polk Innovative Learning Academy	Polk County Schools	\$533,529.43	\$8,553.65
Putnam County VITAL	Putnam County Schools	\$2,297,191.52	\$8,105.38
Roane County Virtual Academy	Roane County Schools	\$431,961.42	\$8,235.68
Robertson Co. Virtual School	Robertson County Schools	\$634,277.01	\$7,978.33
Rutherford County Virtual School	Rutherford County Schools	\$3,021,529.24	\$7,775.06
Sullivan County Virtual Learning Academy	Sullivan County Schools	*	\$7,921.95
Tennessee Connections Academy Johnson County 9-12	Johnson County Schools	\$11,078,529.25	\$7,610.19
Tennessee Connections Academy Johnson County K-8	Johnson County Schools	\$11,023,355.40	\$7,610.19
Tennessee Online Public School	Bristol City Schools	\$1,595,717.57	\$7,715.26
Tennessee Online Public School at Bristol	Bristol City Schools	\$170,126.93	\$7,715.26
Tennessee Online Public School at Greeneville	Greeneville City Schools	\$661,998.34	\$8,108.01
Tennessee Virtual Academy	Union County Schools	\$17,545,505.97	\$7,732.70
Tennessee Virtual Junior High School	Union County Schools	\$7,546,732.73	\$7,732.70
Tennessee Virtual Learning Academy	Washington County Schools	\$489,081.53	\$7,806.57
The iLearn Institute at Lenoir City Schools	Lenoir City Schools	\$801,820.05	\$8,426.19
Tullahoma Virtual Academy	Tullahoma City Schools	\$289,887.79	\$7,655.47
Vanguard Virtual High School	Williamson County Schools	\$1,136,093.78	\$7,781.46
Virtual Academy of Maury County	Maury County Schools	\$507,831.39	\$7,944.09
Warren Connect	Warren County Schools	\$894,578.14	\$8,074.79
Wayne County Virtual School	Wayne County Schools	\$94,296.98	\$8,723.48

* School did not enroll students in the 2022-23 school year.

Appendix I. TVAAS Effectiveness Levels

Level 1	Least Effective: Significant evidence that the school's students made less progress than the Growth Standard (the school's index is less than -2).
Level 2	Approaching Average Effectiveness: Moderate evidence that the school's students made less progress than the Growth Standard (the school's index is between -2 and -1).
Level 3	Average Effectiveness: Evidence that the school's students made progress similar to the Growth Standard (the school's index is between -1 and 1).
Level 4	Above Average Effectiveness: Moderate evidence that the school's students made more progress than the Growth Standard (the school's index is between 1 and 2).
Level 5	Most Effective: Significant evidence that the school's students made more progress than the Growth Standard (the school's index is 2 or greater).

Permission is granted to use and copy these materials for non-commercial educational purposes with attribution credit to the "Tennessee Department of Education". If you wish to use these materials for reasons other than non-commercial educational purposes, please contact the Office of General Counsel at (615) 741-2921 or Joanna Collins (Joanna.Collins@tn.gov).



[Click here to access the **Copyright/Trademark Permissions Request Form**](#)