

Tennessee Comprehensive Assessment Program

TCAP

Grade 2 Alternate Assessment English Language Arts Item Release





Published under contract with the Tennessee Department of Education by Questar Assessment Inc., 5550 Upper 147th Street West, Minneapolis, MN 55124. Copyright © 2017 by Tennessee Department of Education. No part of this publication may be copied, reproduced, or distributed in any form or by any means, or stored in a database or retrieval system, without the prior express written consent of the Tennessee Department of Education and Questar Assessment Inc. Nextera® is a registered trademark of Questar Assessment Inc. All trademarks, product names, and logos are the property of their respective owners. All rights reserved.

Table of Contents

Metadata Interpretation Guide – ELA Alternate 4

Grade 2 Alt ELA Items 5


Grade 2 Alt ELA DTA (Teacher Book) 11

Metadata Interpretation Guide – ELA Alternate

Released Items ELA (G2 TCAP-Alt)


Item	Key	DOK	Tier	Standard Code & Text	Core Content Connector (CCC)	Knowledge, Skills, and Abilities (KSA)	Essential Understanding (EU)
TN0002916	A	2	3	2.RI.2 Identify the main topic of a multi-paragraph text, as well as the focus of specific paragraphs within the text.	Identify the main topic of a text or paragraph.	Tiers 4 and 3: Identify the main topic of a passage or paragraph.	Tiers 2 and 1: Identify the main topic of a passage.
TN0002919	B	1	3	2.RI.1 Ask and answer such questions as <i>who</i> , <i>what</i> , <i>where</i> , <i>when</i> , <i>why</i> , and <i>how</i> to demonstrate understanding of key details in a text.	Answer who, what, where, when, why, and how questions about key details in a passage.	Tier 4: Answer why or how questions about key details in a passage. Tier 3: Answer who, what, where, and when questions about key details in a passage.	Tier 2: Identify important people, an event, or a key detail in a passage. Tier 1: Identify important people or an event in a passage.
TN0002923	B	2	3	2.RI.6 Identify the main purpose of a text, including what an author wants to answer, explain, or describe.	Identify the main purpose of an informational text.	Tier 4: Identify the main purpose of an informational text. Tier 3: Identify a reason a picture or text is useful.	Tiers 2 and 1: Identify a picture that provides information in a text.
TN0002927	A	2	3	2.RI.4 Determine the meaning of words and phrases in a text relevant to a grade 2 topic or subject area.	Use context clues to determine the meaning of an unknown word.	Tiers 4 and 3: Use context clues to determine the meaning of an unknown word.	Tier 2: Match a frequently used noun or verb to its picture. Tier 1: Match a picture of a frequently used noun with its word.

All about Camels

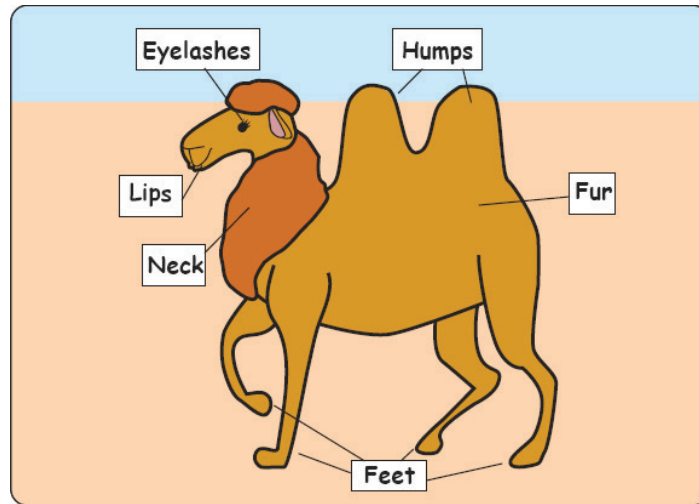


Camels live in the desert. It is very hot and sandy in the desert.

Facts about Camels

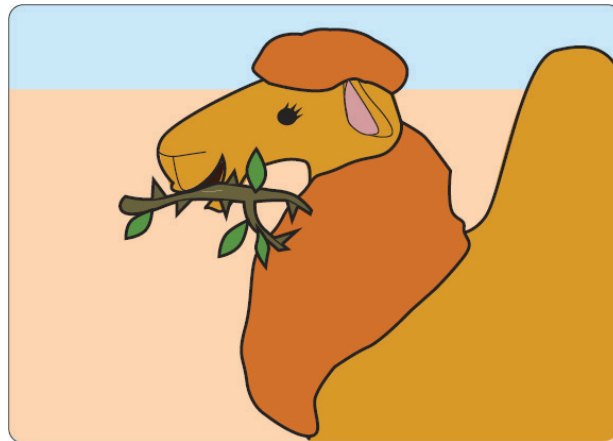


Camels are **large** animals. Camels can be over seven feet tall!



Camels have long necks. They can have one or two humps. Camels have two rows of eyelashes. Their eyelashes keep sand out of their eyes. Camels have thick fur. Fur keeps them cool in the desert during the day. It keeps them warm at night.

What Camels Eat




Camels eat grass and green plants. They get water from the plants. Some of the plants are sharp. Sharp plants can hurt a camel. A camel's thick lips keep it from getting hurt.

TN0002916

Item Label	TN0002916	Max Points	1
Item Grade	02 ALT	Item Content	ELA
Item Type	choice	Key	1
DOK	2	Rubric	N/A
Standard 1 Code	2.RI.2	Standard 1 Text	N/A
Standard 2 Code	N/A	Standard 2 Text	N/A

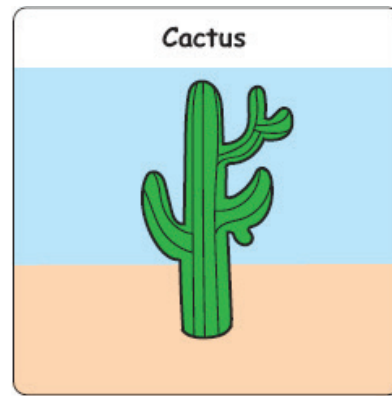
What is this passage about?

A.




camels

C.



plants

B.



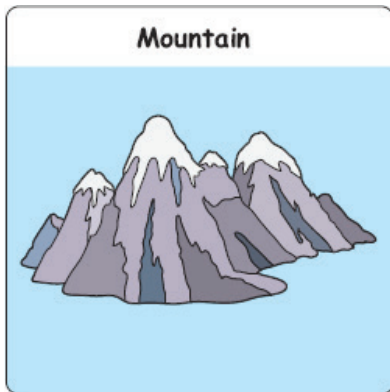
birds

TN0002919

Item Label	TN0002919	Max Points	1
Item Grade	02 ALT	Item Content	ELA
Item Type	choice	Key	2
DOK	1	Rubric	N/A
Standard 1 Code	2.RI.1	Standard 1 Text	N/A
Standard 2 Code	N/A	Standard 2 Text	N/A

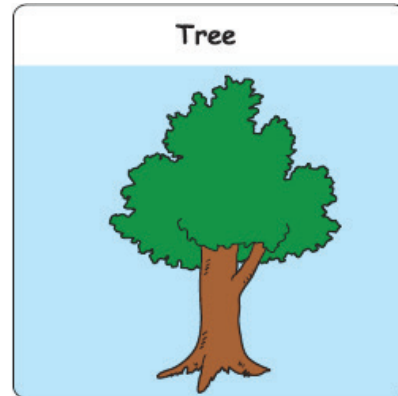
Where do camels live?

M.




in the mountains

R.



in a tree

P.



in the desert

TN0002923


Item Label	TN0002923	Max Points	1
Item Grade	02 ALT	Item Content	ELA
Item Type	choice	Key	2
DOK	2	Rubric	N/A
Standard 1 Code	2.RI.6	Standard 1 Text	N/A
Standard 2 Code	N/A	Standard 2 Text	N/A

“Facts about Camels” is a heading.

What would you expect to read after this heading?

- A.** information about the desert **C.** information about machines
- B.** information about camels


All about Camels



[For students with visual impairment, read, “This is a picture of a camel in the desert. The camel has two humps on its back.”]

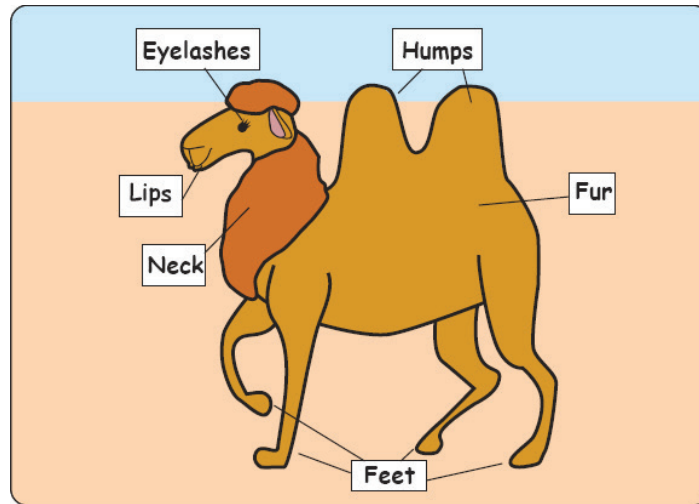
Camels live in the desert. It is very hot and sandy in the desert.

Facts about Camels



[For students with visual impairment, read, “This is a picture of a man standing next to a camel. The camel is much taller than the man.”]

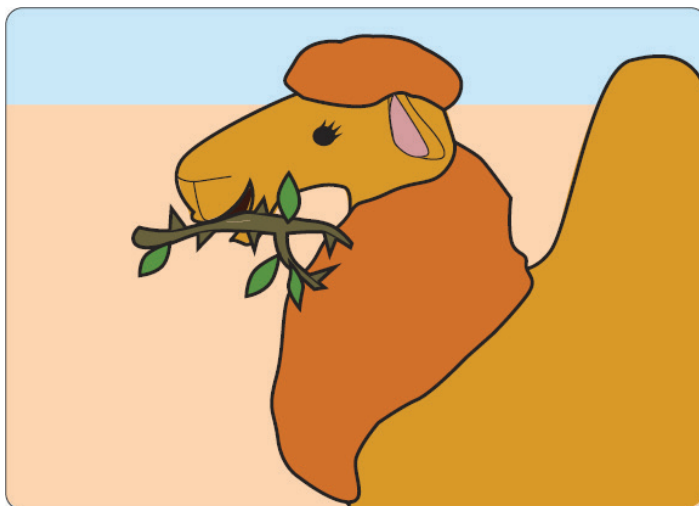
Camels are **large** animals. Camels can be over seven feet tall!



[For students with visual impairment, read, “This is a picture of a camel in the desert. The body parts of the camel are labeled. A label that says ‘Lips’ is pointing to the camel’s mouth. A label that says ‘Eyelashes’ is pointing to the camel’s eyes. A label that says ‘Neck’ is pointing to the camel’s neck. A label that says ‘Feet’ is pointing to each of the camel’s four feet. A label that says ‘Fur’ is pointing to the camel’s side. A label that says ‘Humps’ is pointing to the two humps on the camel’s back.”]

Camels have long necks. They can have one or two humps. Camels have two rows of eyelashes. Their eyelashes keep sand out of their eyes. Camels have thick fur. Fur keeps them cool in the desert during the day. It keeps them warm at night.

What Camels Eat



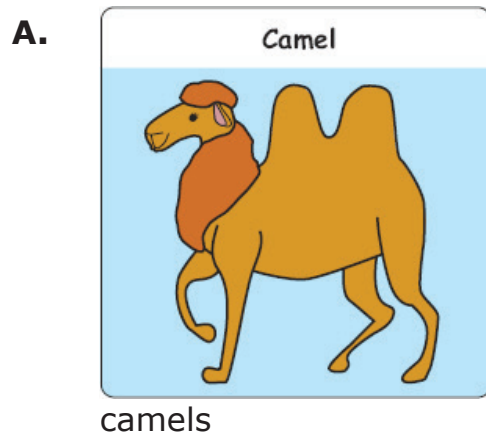
[For students with visual impairment, read, “This is a close-up picture of a camel’s head and neck. The camel has part of a plant with thorns in its mouth.”]

Camels eat grass and green plants. They get water from the plants. Some of the plants are sharp. Sharp plants can hurt a camel. A camel’s thick lips keep it from getting hurt.

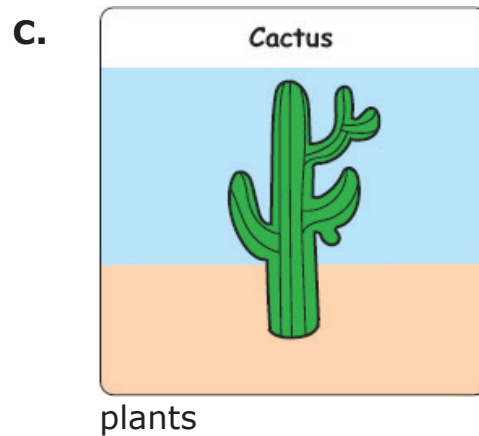
TN0002916

Item Label	TN0002916	Max Points	1
Item Grade	02 ALT	Item Content	ELA
Item Type	choice	Key	1
DOK	2	Rubric	N/A
Standard 1 Code	2.RI.2	Standard 1 Text	N/A
Standard 2 Code	N/A	Standard 2 Text	N/A


What is this passage about?



[For students with visual impairment, read, “This is a picture of a camel. The picture is labeled ‘Camel.’”]



[For students with visual impairment, read, “This is a picture of a cactus. The picture is labeled ‘Cactus.’”]



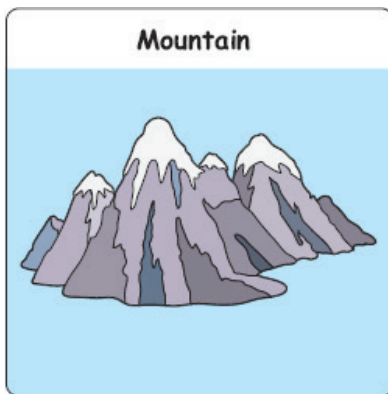
[For students with visual impairment, read, “This is a picture of a bird. The picture is labeled ‘Bird.’”]

TN0002919

Item Label	TN0002919	Max Points	1
Item Grade	02 ALT	Item Content	ELA
Item Type	choice	Key	2
DOK	1	Rubric	N/A
Standard 1 Code	2.RI.1	Standard 1 Text	N/A
Standard 2 Code	N/A	Standard 2 Text	N/A

Where do camels live?

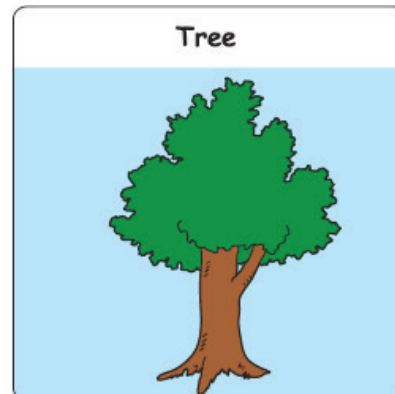
M.



in the mountains

[For students with visual impairment, read, “This is a picture of four mountain peaks with snow on top. The picture is labeled ‘Mountain.’”]


R.



in a tree

[For students with visual impairment, read, “This is a picture of a tree. The picture is labeled ‘Tree.’”]

P.



in the desert

[For students with visual impairment, read, “This is a picture of a sandy desert. The sun is shining and there are two cacti growing in the sand. The picture is labeled ‘Desert.’”]

TN0002923

Item Label	TN0002923	Max Points	1
Item Grade	02 ALT	Item Content	ELA
Item Type	choice	Key	2
DOK	2	Rubric	N/A
Standard 1 Code	2.RI.6	Standard 1 Text	N/A
Standard 2 Code	N/A	Standard 2 Text	N/A

“Facts about Camels” is a heading.

What would you expect to read after this heading?

- A.** information about the desert **C.** information about machines
- B.** information about camels

This page intentionally left blank.

This page intentionally left blank.

This page intentionally left blank.

Tennessee Comprehensive
Assessment Program TCAP
Grade 2 Alternate Assessment
English Language Arts
Item Release
Spring 2017

