



Dental Network Analysis

Created for...

State of Tennessee

Created by...

ABC Plan

123 Main Street

Main, US 12345

999.999.9999

July 26, 2024

Contents

Report Contents

| | |
|--|---|
| Access Detail By Zip Code Classification | 3 |
| Access Analysis: Dental Access Analysis | |
| Access Overview | 4 |
| Access Analysis: Dental Access Analysis | |
| Access Summary By County | 6 |
| Access Analysis: Dental Access Analysis | |
| Access Detail By Zip Code | 7 |
| Access Analysis: Dental Access Analysis | |

Access Detail By Zip Code Classification

July 26, 2024

Created for...
State of Tennessee

Created by...
ABC Plan
123 Main Street
Main, US 12345
999.999.9999

Access Analysis
Dental Access Analysis

Enrollee / Provider Groups
TN Enrollees
General Dentists
Specialist Dentists

| Enrollees With and Without Access | | | | | | | | | |
|-----------------------------------|------------|---------------------------------------|----------------|-----|-------|---------------------|-----|------------------|------|
| Zip Code Class | Enrollee # | Provider Group / Access Standard | Access Results | | | Access Requirements | | Average Distance | |
| | | | | # | % | Req % | Met | 1 | 2 |
| Rural | 619 | General Dentists / R 2 in 20 miles | With | 612 | 98.9 | 95 | Y | 5.3 | 7.0 |
| | | General Dentists / R 2 in 20 miles | W/o | 7 | 1.1 | | | 8.6 | 21.7 |
| | | Specialist Dentists / R 1 in 25 miles | With | 618 | 99.8 | 90 | Y | 7.2 | 9.8 |
| | | Specialist Dentists / R 1 in 25 miles | W/o | 1 | 0.2 | | | 25.7 | 25.8 |
| Suburban | 123 | General Dentists / S 2 in 15 miles | With | 123 | 100.0 | 95 | Y | 1.0 | 1.4 |
| | | General Dentists / S 2 in 15 miles | W/o | 0 | 0.0 | | | -- | -- |
| | | Specialist Dentists / S 1 in 20 miles | With | 123 | 100.0 | 95 | Y | 1.1 | 1.7 |
| Urban | 44 | General Dentists / S 1 in 20 miles | W/o | 0 | 0.0 | | | -- | -- |
| | | General Dentists / U 2 in 10 miles | With | 43 | 97.7 | 95 | Y | 0.7 | 1.1 |
| | | General Dentists / U 2 in 10 miles | W/o | 1 | 2.3 | | | 1.9 | 12.4 |
| | | Specialist Dentists / U 1 in 15 miles | With | 44 | 100.0 | 95 | Y | 1.1 | 1.6 |
| | | Specialist Dentists / U 1 in 15 miles | W/o | 0 | 0.0 | | | -- | -- |

Access Overview

July 26, 2024

Created for...
State of Tennessee

Created by...
ABC Plan
123 Main Street
Main, US 12345
999.999.9999

Access Analysis
Dental Access Analysis

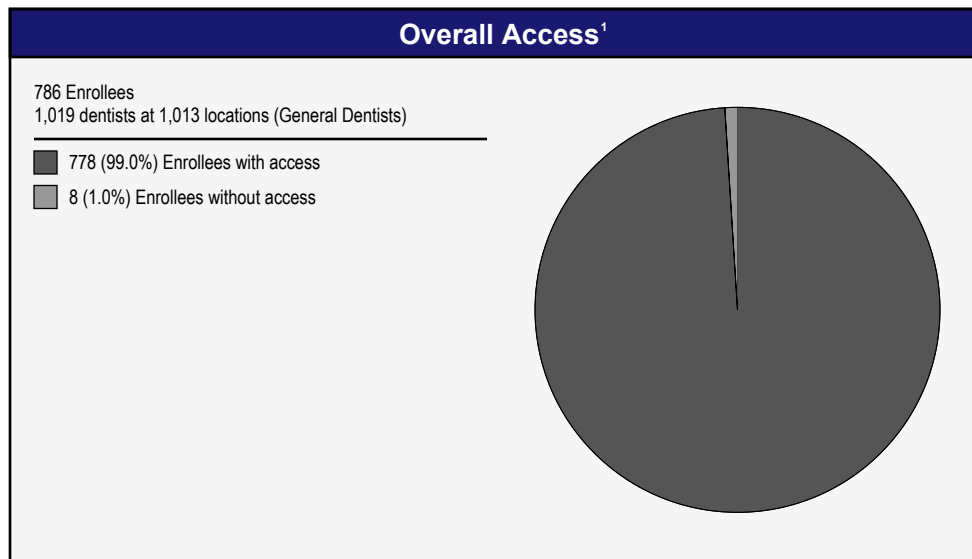
Enrollee / Provider Groups
TN Enrollees
General Dentists

Comparison Graph
Percent of enrollees with access to a choice of dentists over miles

- 1st closest
- 2nd closest
- 3rd closest
- 4th closest
- 5th closest

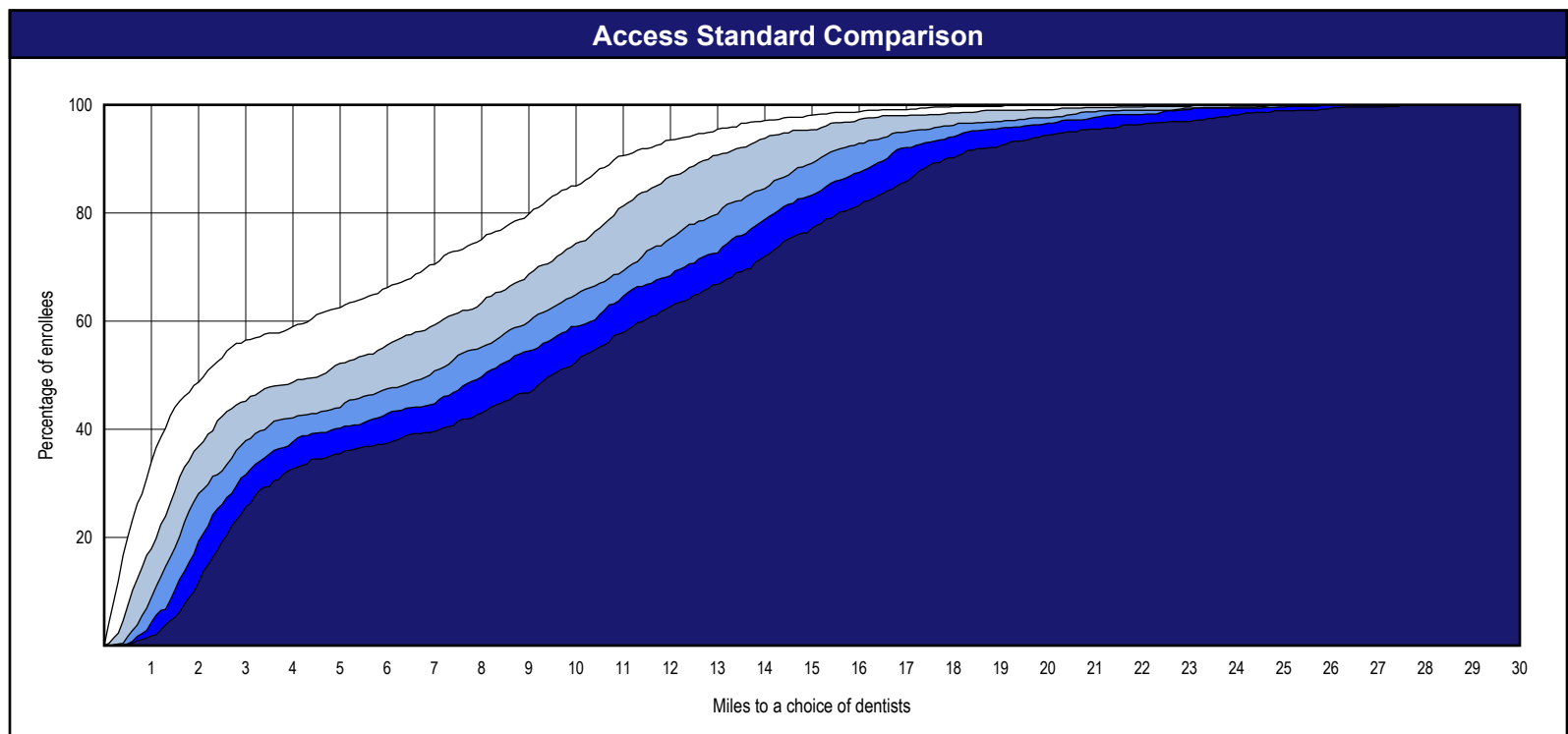
¹ The Access Standard is defined as (TN Enrollees) enrollees accessing in:

- Urban areas...
2 (General Dentists) dentists in 10 miles
- Suburban areas...
2 (General Dentists) dentists in 15 miles
- Rural areas...
2 (General Dentists) dentists in 20 miles



Distances

| | Average |
|---------------------------------|-----------|
| Distance to 1st closest dentist | 4.4 miles |
| Distance to 2nd closest dentist | 5.9 miles |
| Distance to 3rd closest dentist | 7.4 miles |
| Distance to 4th closest dentist | 8.4 miles |
| Distance to 5th closest dentist | 9.6 miles |



Access Overview

July 26, 2024

Created for...
State of Tennessee

Created by...
ABC Plan
123 Main Street
Main, US 12345
999.999.9999

Access Analysis
Dental Access Analysis

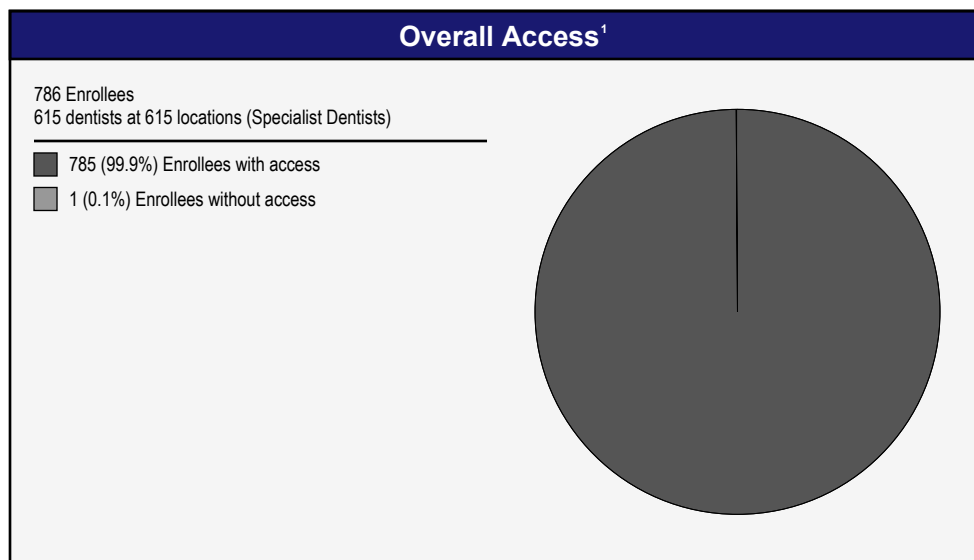
Enrollee / Provider Groups
TN Enrollees
Specialist Dentists

Comparison Graph
Percent of enrollees with access to a choice of dentists over miles

- 1st closest
- 2nd closest
- 3rd closest
- 4th closest
- 5th closest

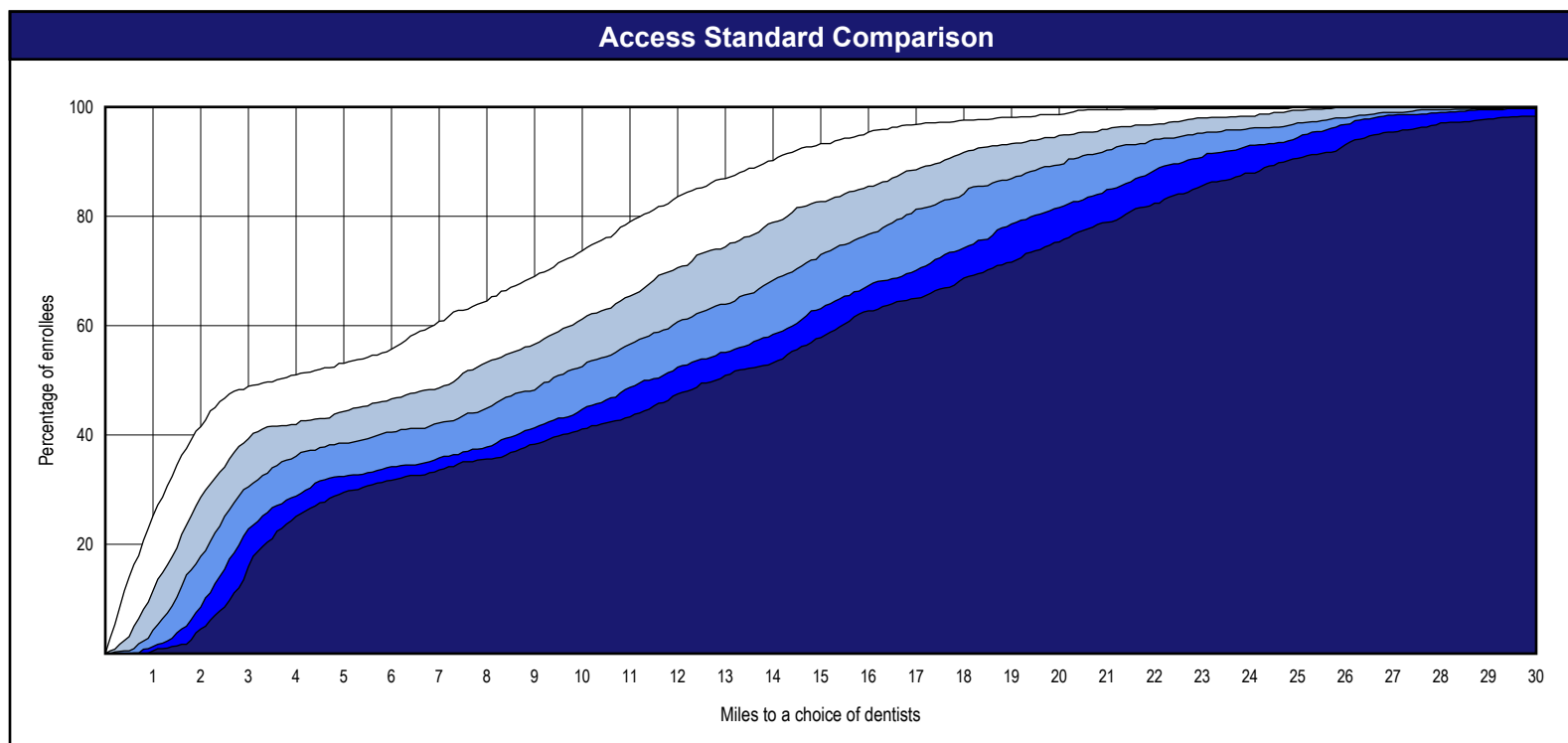
¹ The Access Standard is defined as (TN Enrollees) enrollees accessing in:

- Urban areas...
1 (Specialist Dentists) dentist in 15 miles
- Suburban areas...
1 (Specialist Dentists) dentist in 20 miles
- Rural areas...
1 (Specialist Dentists) dentist in 25 miles



Distances

| | Average |
|---------------------------------|------------|
| Distance to 1st closest dentist | 5.9 miles |
| Distance to 2nd closest dentist | 8.1 miles |
| Distance to 3rd closest dentist | 9.9 miles |
| Distance to 4th closest dentist | 11.7 miles |
| Distance to 5th closest dentist | 13.0 miles |



Access Summary By County

July 26, 2024

Created for...
State of Tennessee

Created by...
ABC Plan
123 Main Street
Main, US 12345
999.999.9999

Access Analysis
Dental Access Analysis

Enrollee Group
TN Enrollees

Provider Group
General Dentists
Specialist Dentists

¹ The Access Standard is defined as (TN Enrollees) enrollees accessing in:

Urban areas...
2 (General Dentists) dentists in 10 miles, 1 (Specialist Dentists) dentist in 15 miles

Suburban areas...
2 (General Dentists) dentists in 15 miles, 1 (Specialist Dentists) dentist in 20 miles

Rural areas...
2 (General Dentists) dentists in 20 miles, 1 (Specialist Dentists) dentist in 25 miles

² Provider counts represent:
#: Provider access points
P: Unique providers
L: Unique provider locations

| Enrollees With and Without Access | | | | | | | | | | | | |
|-----------------------------------|-----|---------------------|-----|--------------------------|---|-----------------------------|-------|---------------------|-------|-----|------------------|--|
| Enrollee | | Provider | | With Access ¹ | | Without Access ¹ | | Counts ² | | | Average Distance | |
| Group | # | Group | # | % | # | % | # | P | L | 1 | 2 | |
| TN Enrollees | 786 | General Dentists | 778 | 99.0 | 8 | 1.0 | 1,019 | 1,019 | 1,013 | 4.4 | 5.9 | |
| | | Specialist Dentists | 785 | 99.9 | 1 | 0.1 | 615 | 615 | 615 | 5.9 | 8.1 | |

| Key Geographic Areas | | | | | | | | | |
|----------------------|----------|---------------------|----|--------------------------|---|-----------------------------|------|------------------|--|
| County | Enrollee | Provider | | With Access ¹ | | Without Access ¹ | | Average Distance | |
| | # | Group | # | % | # | % | 1 | 2 | |
| Shelby, TN | 77 | General Dentists | 77 | 100.0 | 0 | 0.0 | 1.2 | 1.8 | |
| | | Specialist Dentists | 77 | 100.0 | 0 | 0.0 | 1.2 | 2.2 | |
| Davidson, TN | 50 | General Dentists | 50 | 100.0 | 0 | 0.0 | 1.1 | 1.5 | |
| | | Specialist Dentists | 50 | 100.0 | 0 | 0.0 | 1.1 | 1.7 | |
| Knox, TN | 34 | General Dentists | 34 | 100.0 | 0 | 0.0 | 1.3 | 1.9 | |
| | | Specialist Dentists | 34 | 100.0 | 0 | 0.0 | 1.5 | 2.0 | |
| Hamilton, TN | 33 | General Dentists | 33 | 100.0 | 0 | 0.0 | 1.6 | 2.7 | |
| | | Specialist Dentists | 33 | 100.0 | 0 | 0.0 | 3.0 | 3.8 | |
| Rutherford, TN | 17 | General Dentists | 17 | 100.0 | 0 | 0.0 | 2.9 | 4.5 | |
| | | Specialist Dentists | 17 | 100.0 | 0 | 0.0 | 4.6 | 5.2 | |
| Madison, TN | 14 | General Dentists | 14 | 100.0 | 0 | 0.0 | 5.9 | 6.7 | |
| | | Specialist Dentists | 14 | 100.0 | 0 | 0.0 | 6.5 | 8.2 | |
| Sullivan, TN | 13 | General Dentists | 13 | 100.0 | 0 | 0.0 | 1.5 | 2.2 | |
| | | Specialist Dentists | 13 | 100.0 | 0 | 0.0 | 1.6 | 2.0 | |
| Carroll, TN | 12 | General Dentists | 12 | 100.0 | 0 | 0.0 | 6.7 | 9.1 | |
| | | Specialist Dentists | 12 | 100.0 | 0 | 0.0 | 9.2 | 11.9 | |
| Claiborne, TN | 12 | General Dentists | 12 | 100.0 | 0 | 0.0 | 8.0 | 8.4 | |
| | | Specialist Dentists | 12 | 100.0 | 0 | 0.0 | 8.6 | 11.8 | |
| Gibson, TN | 12 | General Dentists | 12 | 100.0 | 0 | 0.0 | 5.1 | 7.9 | |
| | | Specialist Dentists | 12 | 100.0 | 0 | 0.0 | 7.4 | 9.2 | |
| Blount, TN | 11 | General Dentists | 11 | 100.0 | 0 | 0.0 | 5.1 | 5.7 | |
| | | Specialist Dentists | 11 | 100.0 | 0 | 0.0 | 5.2 | 5.7 | |
| Fayette, TN | 11 | General Dentists | 11 | 100.0 | 0 | 0.0 | 6.2 | 6.7 | |
| | | Specialist Dentists | 11 | 100.0 | 0 | 0.0 | 6.2 | 8.7 | |
| Montgomery, TN | 11 | General Dentists | 11 | 100.0 | 0 | 0.0 | 4.7 | 5.8 | |
| | | Specialist Dentists | 11 | 100.0 | 0 | 0.0 | 5.3 | 6.5 | |
| Williamson, TN | 11 | General Dentists | 11 | 100.0 | 0 | 0.0 | 2.7 | 4.0 | |
| | | Specialist Dentists | 11 | 100.0 | 0 | 0.0 | 3.8 | 5.3 | |
| McNairy, TN | 10 | General Dentists | 10 | 100.0 | 0 | 0.0 | 6.1 | 8.1 | |
| | | Specialist Dentists | 10 | 100.0 | 0 | 0.0 | 9.9 | 10.7 | |
| Polk, TN | 10 | General Dentists | 7 | 70.0 | 3 | 30.0 | 5.6 | 14.4 | |
| | | Specialist Dentists | 9 | 90.0 | 1 | 10.0 | 14.0 | 17.1 | |
| Putnam, TN | 10 | General Dentists | 10 | 100.0 | 0 | 0.0 | 3.2 | 4.5 | |
| | | Specialist Dentists | 10 | 100.0 | 0 | 0.0 | 5.3 | 6.9 | |

Access Detail By Zip Code

July 26, 2024

Created for...
State of Tennessee

Created by...
ABC Plan
123 Main Street
Main, US 12345
999.999.9999

Access Analysis
Dental Access Analysis

Enrollee / Provider Groups
TN Enrollees
General Dentists
Specialist Dentists

| Enrollees Without Access | | | | | | | | | | | |
|--------------------------|------------|--------------|----------|----------|------------------|---------------------|-----------------|-------|------------------|------|------|
| Zip Code Class | State Name | City | Zip Code | Enrollee | Provider | | Without Access | | Average Distance | | |
| | | | | # | Group | Standard | # | % | 1 | 2 | |
| Rural | Tennessee | Ardmore | 38449 | 1 | General Dentists | R 2 in 20 miles | 1 | 100.0 | 21.7 | 22.1 | |
| | | Copperhill | 37317 | 1 | General Dentists | R 2 in 20 miles | 1 | 100.0 | 1.2 | 23.8 | |
| | | | | | | Specialist Dentists | R 1 in 25 miles | 1 | 100.0 | 25.7 | 25.8 |
| | | Cypress Inn | 38452 | 1 | General Dentists | R 2 in 20 miles | 1 | 100.0 | 11.8 | 20.2 | |
| | | Ducktown | 37326 | 1 | General Dentists | R 2 in 20 miles | 1 | 100.0 | 0.0 | 23.1 | |
| | | Lutts | 38471 | 1 | General Dentists | R 2 in 20 miles | 1 | 100.0 | 12.4 | 20.3 | |
| | | Saint Joseph | 38481 | 1 | General Dentists | R 2 in 20 miles | 1 | 100.0 | 8.3 | 21.5 | |
| | | Turtletown | 37391 | 1 | General Dentists | R 2 in 20 miles | 1 | 100.0 | 5.1 | 20.8 | |
| Urban | Tennessee | Martin | 38238 | 1 | General Dentists | U 2 in 10 miles | 1 | 100.0 | 1.9 | 12.4 | |

Statistics

July 26, 2024
 Quest Analytics Suite (QAS)
 Version 2023.4
 Distance Method:
 EstimatedDriving Distance
 Tennessee Dental Sample
 Project
 C:\Users\SLM001\OneDrive -
 Quest Analytics,
 Inc\Desktop\TN Benefits
 Admin\July 2024 Dental\New
 versions 7.26.24\Tennessee
 Dental Sample Project.qpx

Created for...
 State of Tennessee
 Created by...
 ABC Plan
 123 Main Street
 Main, US 12345
 999.999.9999

| Overall Results | |
|-----------------|--------------|
| Phase | Elapsed Time |
| Geocoding Phase | 00:00:00.009 |
| Printing Phase | 00:00:00.422 |
| Total Runtime | 00:00:00.431 |

| Geocoding Phase | | | | | | |
|--|------------------|--------------|-----------|----------------------|-------------|--------------|
| Resource | Records Geocoded | | | Records Not Geocoded | | Elapsed Time |
| | Address | Distributive | Point Zip | Not licensed | Invalid Zip | |
| TN Enrollees (Zip Code Inventory) | --- | --- | --- | --- | --- | 00:00:00.000 |
| General Dentists ([Select Network] @ C:\Users\SLM001\OneDrive - Quest Analytics, Inc\Desktop\...) | --- | --- | --- | --- | --- | 00:00:00.009 |
| Specialist Dentists ([Select Network] @ C:\Users\SLM001\OneDrive - Quest Analytics, Inc\Desktop\...) | --- | --- | --- | --- | --- | 00:00:00.000 |

| Calculation Phase | |
|--|--------------|
| Resource | Elapsed Time |
| Page: Cover Page | 00:00:00.031 |
| Page: Contents | 00:00:00.031 |
| Page: Access Detail By Zip Code Classification | 00:00:00.289 |
| Page: Access Overview | 00:00:00.764 |
| Page: Access Summary By County | 00:00:01.343 |
| Page: Access Detail By Zip Code | 00:00:01.684 |

| Printing Phase | | | | | |
|-----------------|--|------------------------|-------------------------|----------|--------------|
| Page Type | Page Title | Resource | Filter | Map View | Elapsed Time |
| Cover Page | Cover Page | | | | 00:00:00.207 |
| Content Page | Contents | | | | 00:00:00.237 |
| Access Detail | Access Detail By Zip Code Classification | Dental Access Analysis | With and Without Access | | 00:00:00.278 |
| Access Overview | Access Overview | Dental Access Analysis | With and Without Access | | 00:00:00.359 |
| Access Summary | Access Summary By County | Dental Access Analysis | With and Without Access | | 00:00:00.412 |
| Access Detail | Access Detail By Zip Code | Dental Access Analysis | Without Access | | 00:00:00.395 |