



# ***Dental Network Analysis***

---

*Created for...*

***State of Tennessee***

*Created by...*

***ABC Plan***

***123 Main Street***

***Main, US 12345***

***999.999.9999***

*August 27, 2024*

# Contents

---

## Report Contents

Access Detail By Zip Code Classification . . . . .	3
Access Analysis: Dental Access Analysis	
Access Overview . . . . .	4
Access Analysis: Dental Access Analysis	
Access Summary By County . . . . .	6
Access Analysis: Dental Access Analysis	
Access Detail By Zip Code . . . . .	7
Access Analysis: Dental Access Analysis	

# Access Detail By Zip Code Classification

August 27, 2024

Created for...  
State of Tennessee

Created by...  
ABC Plan  
123 Main Street  
Main, US 12345  
999.999.9999

Access Analysis  
Dental Access Analysis

Enrollee / Provider Groups  
TN Enrollees  
General Dentists  
Specialist Dentists

Enrollees With and Without Access									
Zip Code Class	Enrollee #	Provider Group / Access Standard	Access Results			Access Requirements		Average Distance	
				#	%	Req %	Met	1	2
Rural	619	General Dentists / R 2 in 35 miles	With	619	100.0	95	Y	5.4	7.2
		General Dentists / R 2 in 35 miles	W/o	0	0.0			--	--
		Specialist Dentists / R 1 in 40 miles	With	619	100.0	90	Y	7.2	9.8
		Specialist Dentists / R 1 in 40 miles	W/o	0	0.0			--	--
Suburban	123	General Dentists / S 2 in 25 miles	With	123	100.0	95	Y	1.0	1.4
		General Dentists / S 2 in 25 miles	W/o	0	0.0			--	--
		Specialist Dentists / S 1 in 30 miles	With	123	100.0	95	Y	1.1	1.7
		Specialist Dentists / S 1 in 30 miles	W/o	0	0.0			--	--
Urban	44	General Dentists / U 2 in 15 miles	With	44	100.0	95	Y	0.7	1.3
		General Dentists / U 2 in 15 miles	W/o	0	0.0			--	--
		Specialist Dentists / U 1 in 20 miles	With	44	100.0	95	Y	1.1	1.6
		Specialist Dentists / U 1 in 20 miles	W/o	0	0.0			--	--

# Access Overview

August 27, 2024

Created for...  
State of Tennessee

Created by...  
ABC Plan  
123 Main Street  
Main, US 12345  
999.999.9999

Access Analysis  
Dental Access Analysis


Enrollee / Provider Groups  
TN Enrollees  
General Dentists

Comparison Graph  
Percent of enrollees with access to a choice of dentists over miles

- 1st closest
- 2nd closest
- 3rd closest
- 4th closest
- 5th closest

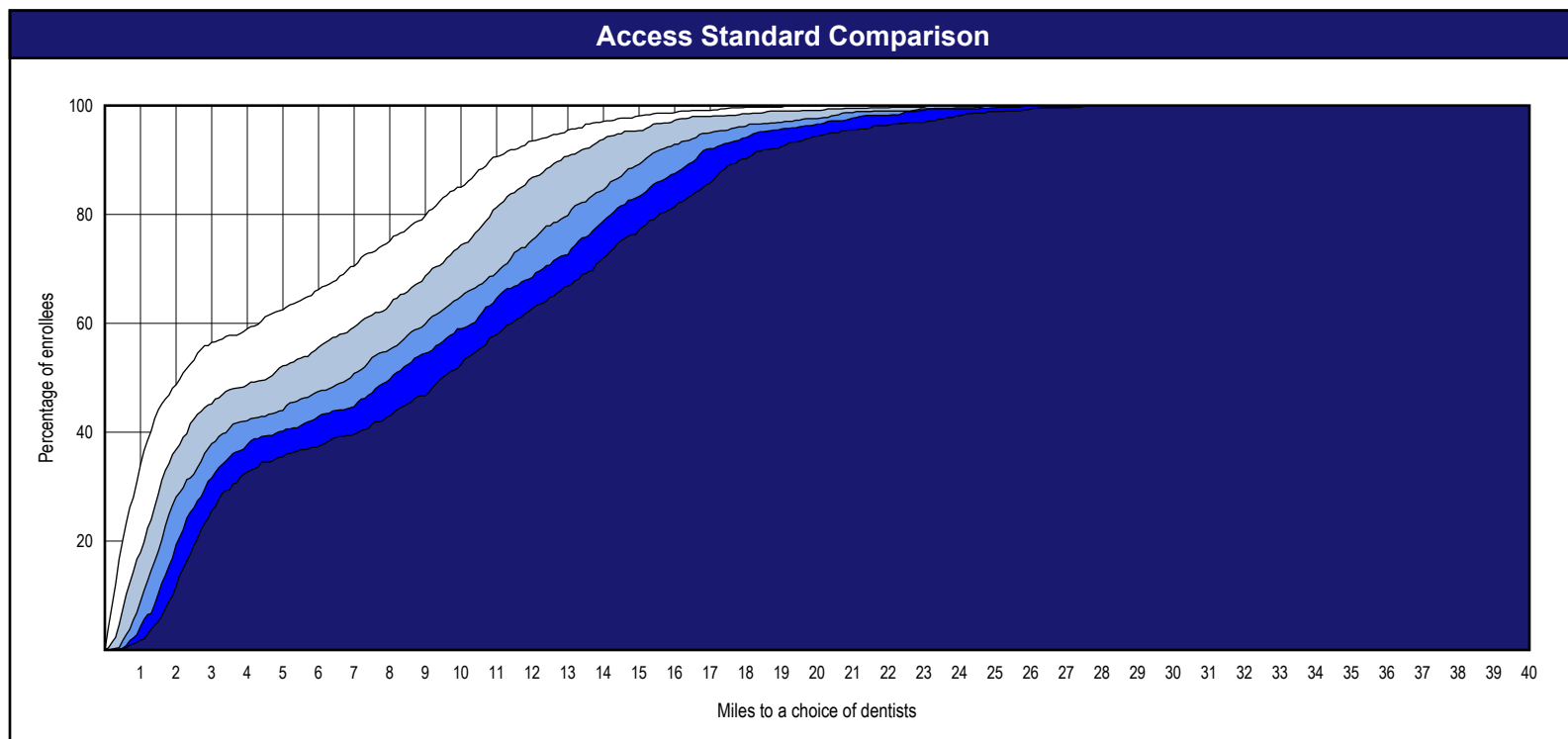
<sup>1</sup> The Access Standard is defined as (TN Enrollees) enrollees accessing in:

- Urban areas...  
2 (General Dentists) dentists in 15 miles
- Suburban areas...  
2 (General Dentists) dentists in 25 miles
- Rural areas...  
2 (General Dentists) dentists in 35 miles



### Distances

	Average
Distance to 1st closest dentist	4.4 miles
Distance to 2nd closest dentist	5.9 miles
Distance to 3rd closest dentist	7.4 miles
Distance to 4th closest dentist	8.4 miles
Distance to 5th closest dentist	9.6 miles



# Access Overview

August 27, 2024

Created for...  
State of Tennessee

Created by...  
ABC Plan  
123 Main Street  
Main, US 12345  
999.999.9999

Access Analysis  
Dental Access Analysis


Enrollee / Provider Groups  
TN Enrollees  
Specialist Dentists

Comparison Graph  
Percent of enrollees with access to a choice of dentists over miles

- 1st closest
- 2nd closest
- 3rd closest
- 4th closest
- 5th closest

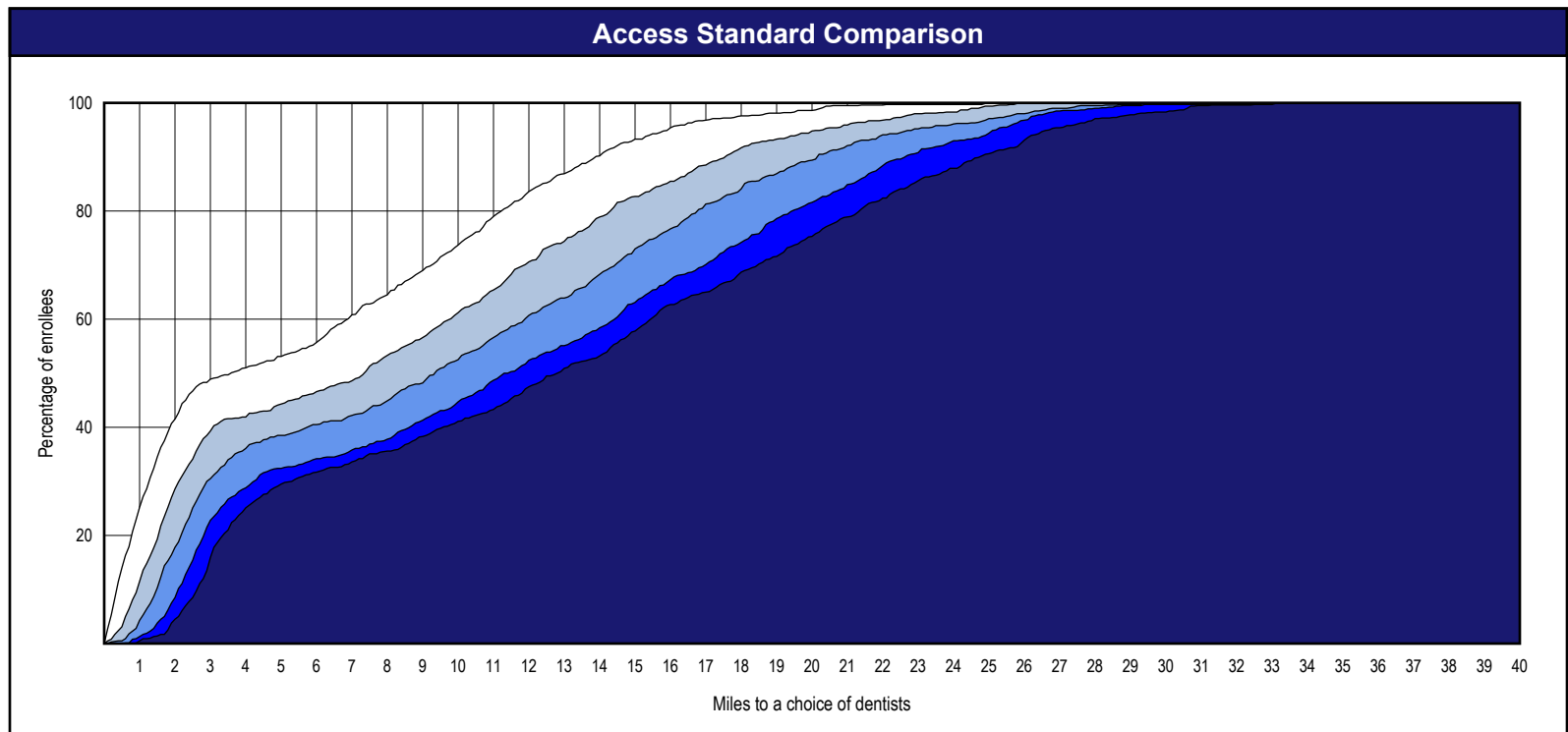
<sup>1</sup> The Access Standard is defined as (TN Enrollees) enrollees accessing in:

- Urban areas...  
1 (Specialist Dentists) dentist in 20 miles
- Suburban areas...  
1 (Specialist Dentists) dentist in 30 miles
- Rural areas...  
1 (Specialist Dentists) dentist in 40 miles



### Distances

	Average
Distance to 1st closest dentist	5.9 miles
Distance to 2nd closest dentist	8.1 miles
Distance to 3rd closest dentist	9.9 miles
Distance to 4th closest dentist	11.7 miles
Distance to 5th closest dentist	13.0 miles



# Access Summary By County

August 27, 2024

---

Created for...  
State of Tennessee

Created by...  
ABC Plan  
123 Main Street  
Main, US 12345  
999.999.9999

Access Analysis  
Dental Access Analysis

Enrollee Group  
TN Enrollees

Provider Group  
General Dentists  
Specialist Dentists

<sup>1</sup> The Access Standard is defined as (TN Enrollees) enrollees accessing in:  
Urban areas...  
2 (General Dentists) dentists in 15 miles, 1 (Specialist Dentists) dentist in 20 miles  
Suburban areas...  
2 (General Dentists) dentists in 25 miles, 1 (Specialist Dentists) dentist in 30 miles  
Rural areas...  
2 (General Dentists) dentists in 35 miles, 1 (Specialist Dentists) dentist in 40 miles

<sup>2</sup> Provider counts represent:  
#: Provider access points  
P: Unique providers  
L: Unique provider locations

Enrollees With and Without Access											
Enrollee		Provider	With Access <sup>1</sup>		Without Access <sup>1</sup>		Counts <sup>2</sup>			Average Distance	
Group	#	Group	#	%	#	%	#	P	L	1	2
TN Enrollees	786	General Dentists	786	100.0	0	0.0	1,019	1,019	1,013	4.4	5.9
		Specialist Dentists	786	100.0	0	0.0	615	615	615	5.9	8.1

Key Geographic Areas									
County	Enrollee	Provider		With Access <sup>1</sup>		Without Access <sup>1</sup>		Average Distance	
	#	Group		#	%	#	%	1	2
Shelby, TN	77	General Dentists		77	100.0	0	0.0	1.2	1.8
		Specialist Dentists		77	100.0	0	0.0	1.2	2.2
Davidson, TN	50	General Dentists		50	100.0	0	0.0	1.1	1.5
		Specialist Dentists		50	100.0	0	0.0	1.1	1.7
Knox, TN	34	General Dentists		34	100.0	0	0.0	1.3	1.9
		Specialist Dentists		34	100.0	0	0.0	1.5	2.0
Hamilton, TN	33	General Dentists		33	100.0	0	0.0	1.6	2.7
		Specialist Dentists		33	100.0	0	0.0	3.0	3.8
Rutherford, TN	17	General Dentists		17	100.0	0	0.0	2.9	4.5
		Specialist Dentists		17	100.0	0	0.0	4.6	5.2
Madison, TN	14	General Dentists		14	100.0	0	0.0	5.9	6.7
		Specialist Dentists		14	100.0	0	0.0	6.5	8.2
Sullivan, TN	13	General Dentists		13	100.0	0	0.0	1.5	2.2
		Specialist Dentists		13	100.0	0	0.0	1.6	2.0
Carroll, TN	12	General Dentists		12	100.0	0	0.0	6.7	9.1
		Specialist Dentists		12	100.0	0	0.0	9.2	11.9
Claiborne, TN	12	General Dentists		12	100.0	0	0.0	8.0	8.4
		Specialist Dentists		12	100.0	0	0.0	8.6	11.8
Gibson, TN	12	General Dentists		12	100.0	0	0.0	5.1	7.9
		Specialist Dentists		12	100.0	0	0.0	7.4	9.2
Blount, TN	11	General Dentists		11	100.0	0	0.0	5.1	5.7
		Specialist Dentists		11	100.0	0	0.0	5.2	5.7
Fayette, TN	11	General Dentists		11	100.0	0	0.0	6.2	6.7
		Specialist Dentists		11	100.0	0	0.0	6.2	8.7
Montgomery, TN	11	General Dentists		11	100.0	0	0.0	4.7	5.8
		Specialist Dentists		11	100.0	0	0.0	5.3	6.5
Williamson, TN	11	General Dentists		11	100.0	0	0.0	2.7	4.0
		Specialist Dentists		11	100.0	0	0.0	3.8	5.3
McNairy, TN	10	General Dentists		10	100.0	0	0.0	6.1	8.1
		Specialist Dentists		10	100.0	0	0.0	9.9	10.7
Polk, TN	10	General Dentists		10	100.0	0	0.0	5.6	14.4
		Specialist Dentists		10	100.0	0	0.0	14.0	17.1
Putnam, TN	10	General Dentists		10	100.0	0	0.0	3.2	4.5
		Specialist Dentists		10	100.0	0	0.0	5.3	6.9

## Access Detail By Zip Code

August 27, 2024

Created for...  
State of Tennessee

Created by...  
ABC Plan  
123 Main Street  
Main, US 12345  
999.999.9999

Access Analysis  
Dental Access Analysis

Enrollee / Provider Groups  
TN Enrollees  
General Dentists  
Specialist Dentists

Enrollees Without Access										
Zip Code Class	State Name	City	Zip Code	Enrollee	Provider		Without Access		Average Distance	
				#	Group	Standard	#	%	1	2
No data that meets the criteria										

# Statistics

August 27, 2024  
 Quest Analytics Suite (QAS)  
 Version 2023.4  
 Distance Method:  
 EstimatedDriving Distance  
 Tennessee Dental Sample  
 Project  
 C:\Users\SLM001\OneDrive -  
 Quest Analytics,  
 Inc\Desktop\TN Benefits  
 Admin\July 2024 Dental\New  
 versions 7.26.24\Tennessee  
 Dental Sample Project.qpx

Created for...  
 State of Tennessee  
 Created by...  
 ABC Plan  
 123 Main Street  
 Main, US 12345  
 999.999.9999

Overall Results	
Phase	Elapsed Time
Geocoding Phase	00:00:00.252
Calculation Phase	00:00:17.264
Printing Phase	00:00:00.697
Total Runtime	00:00:18.214

Geocoding Phase						
Resource	Records Geocoded			Records Not Geocoded		Elapsed Time
	Address	Distributive	Point Zip	Not licensed	Invalid Zip	
TN Enrollees (Zip Code Inventory)	---	---	---	---	---	00:00:00.227
General Dentists ([Select Network] @ C:\Users\SLM001\OneDrive - Quest Analytics, Inc\Desktop\...)	---	---	---	---	---	00:00:00.249
Specialist Dentists ([Select Network] @ C:\Users\SLM001\OneDrive - Quest Analytics, Inc\Desktop\...)	---	---	---	---	---	00:00:00.244

Calculation Phase	
Resource	Elapsed Time
Calculated By Distance : Calculate TN Enrollees to General Dentists	00:00:00.051
Calculated By Distance : Calculate TN Enrollees to Specialist Dentists	00:00:00.015
Page: Cover Page	00:00:00.481
Page: Contents	00:00:00.481
Page: Access Detail By Zip Code Classification	00:00:15.632
Page: Access Overview	00:00:16.184
Page: Access Summary By County	00:00:16.883
Page: Access Detail By Zip Code	00:00:17.263

Printing Phase					
Page Type	Page Title	Resource	Filter	Map View	Elapsed Time
Cover Page	Cover Page				00:00:00.334
Content Page	Contents				00:00:00.337
Access Detail	Access Detail By Zip Code Classification	Dental Access Analysis	With and Without Access		00:00:00.458
Access Overview	Access Overview	Dental Access Analysis	With and Without Access		00:00:00.588
Access Summary	Access Summary By County	Dental Access Analysis	With and Without Access		00:00:00.666
Access Detail	Access Detail By Zip Code	Dental Access Analysis	Without Access		00:00:00.603