

# COVID-19 in Children 0-18 Years Old

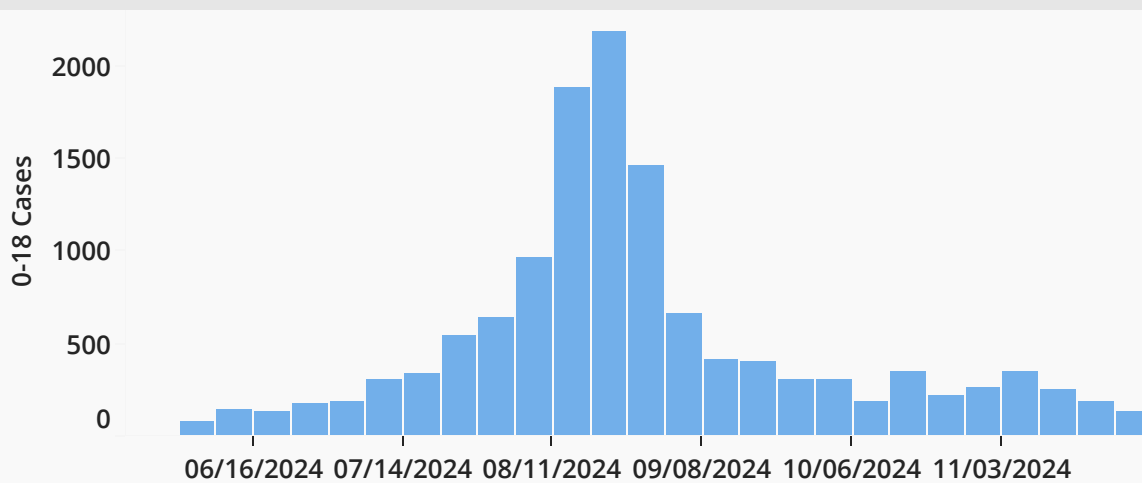
Data updated: 11/30/2024



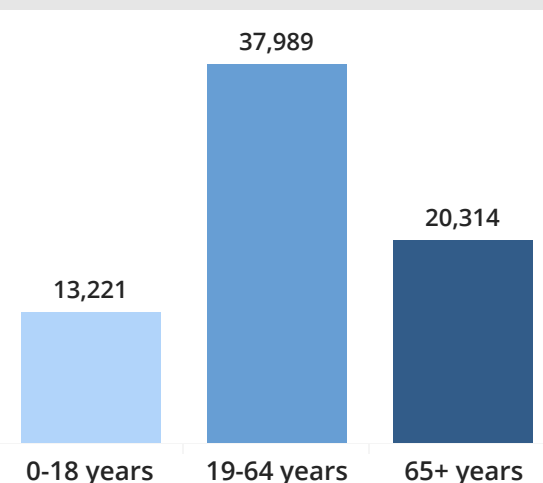
**535,053**  
Total Cases

**13,221**  
Cases (Last 180 Days)

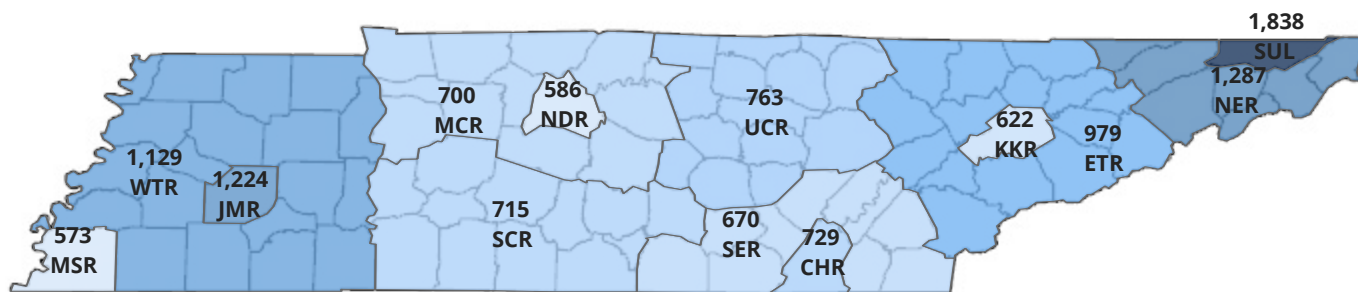
Weekly Case Counts for 0-18 Years: Last 180 Days



Cases by Age Group



## 0-18 Years Case Rate per 100,000: Last 180 Days



## Demographics: Last 180 Days

Race	0-18 years		19-64 years		65+ years	
	Cases	% Total	Cases	% Total	Cases	% Total
White	7,809	59.07%	24,686	64.98%	15,797	77.76%
Black or African American	1,981	14.98%	7,479	19.69%	2,505	12.33%
Asian	121	0.92%	372	0.98%	108	0.53%
Other/Multiracial	1,286	9.73%	2,270	5.98%	865	4.26%
Unknown	2,024	15.31%	3,182	8.38%	1,039	5.11%
Ethnicity	Cases	% Total	Cases	% Total	Cases	% Total
	Hispanic	1,132	8.56%	1,083	2.85%	181
Not Hispanic or Latino	7,365	55.71%	24,636	64.85%	15,789	77.72%
Unknown	4,724	35.73%	12,270	32.30%	4,344	21.38%
Sex	Cases	% Total	Cases	% Total	Cases	% Total
	Female	6,663	50.40%	24,451	64.36%	11,743
Male	6,485	49.05%	13,317	35.05%	8,473	41.71%
Unknown	73	0.55%	221	0.58%	98	0.48%

