

# Multi-System Inflammatory Syndrome in Children (MIS-C)

Data Updated: 11/30/2024

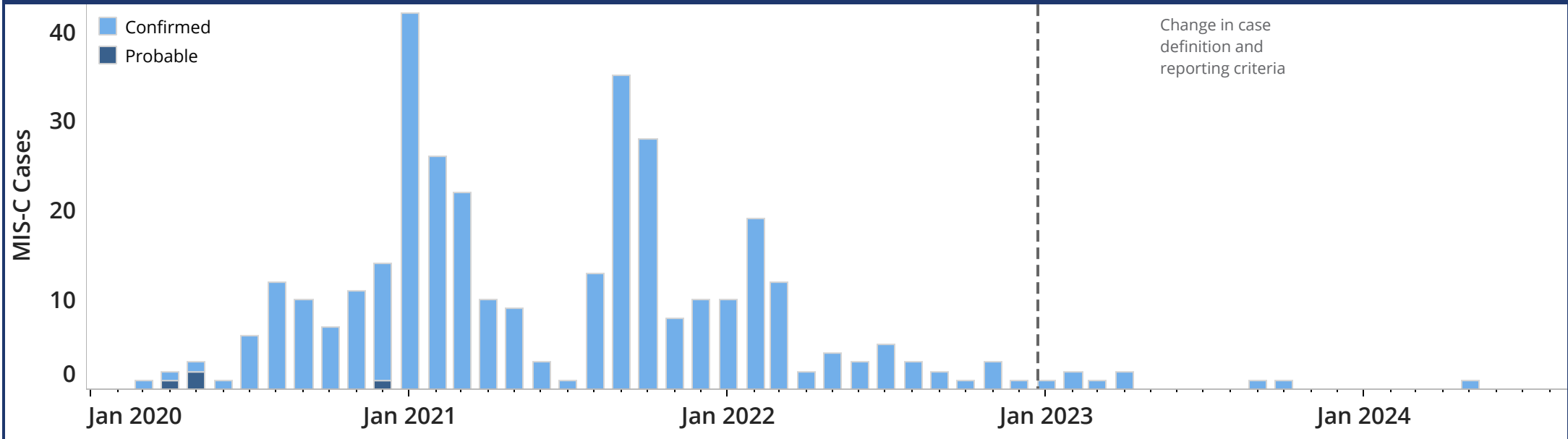


|                                     |                                  |
|-------------------------------------|----------------------------------|
| <b>344</b><br>Total Confirmed Cases | <b>4</b><br>Total Probable Cases |
|-------------------------------------|----------------------------------|

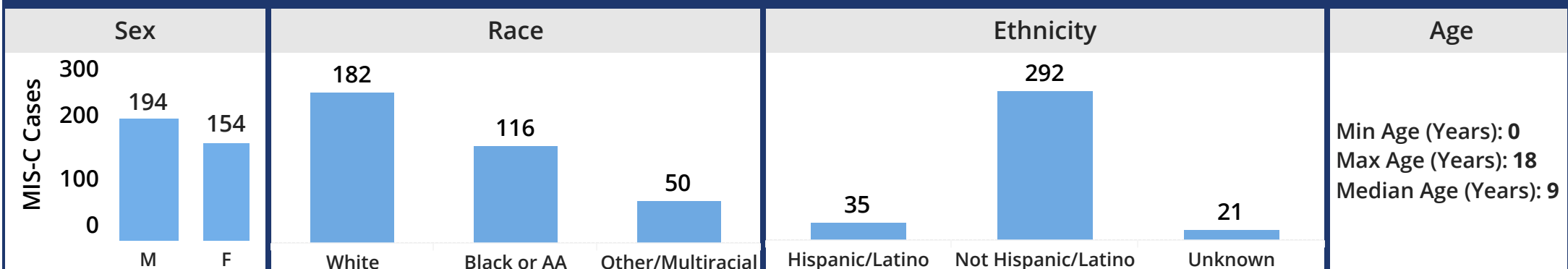
## Outcomes

|                       |                       |                          |                      |
|-----------------------|-----------------------|--------------------------|----------------------|
| Min Hospital Duration | Max Hospital Duration | Median Hospital Duration | Total ICU Admissions |
| <b>0 Days</b>         | <b>123 Days</b>       | <b>4 Days</b>            | <b>137</b>           |

## Cases by Month of Hospital Admission



## Demographics

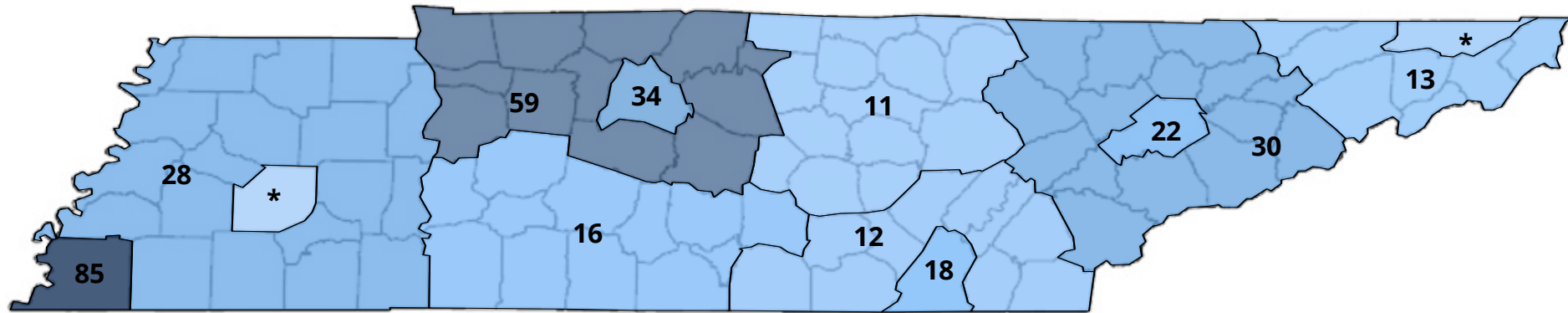


# Multi-System Inflammatory Syndrome in Children (MIS-C)

Data Updated: 11/30/2024



## MIS-C Cases by Region



\*Data suppressed due to small numbers (<10)  
Cases with missing or unknown county of residence are not included in map.

## Systems Involved in MIS-C

