

Background

Certain diseases and events are communicable or dangerous to the public and must reported to the Tennessee Department of Health by all healthcare providers (inpatient or outpatient), laboratories, and other persons knowing of or suspecting a case in accordance with the provision of the statutes and regulations governing the control of communicable diseases in Tennessee (T.C.A. §68 Rule 1200-14-01-.02). Reporting requirements apply to all laboratories located within Tennessee as well as laboratories outside of Tennessee that test residents of Tennessee, including laboratories located within healthcare facilities. Healthcare providers and laboratories in the same healthcare facility both have a duty to report.

The type of organisms and analytes laboratories must report to TDH for 2025 are provided in detail in this document and are also available in a user-friendly 2-page version at <https://www.tn.gov/health/ReportableDiseasesLabs>. All pathogens and conditions listed are reportable by both laboratories and health care providers unless otherwise noted.

How to report results

There are several ways laboratories can report results to TDH.



Manually report results to TDH by fax or mail to your local health office (<https://www.tn.gov/health/LocalDepartments>), or fax to the state health office at (615) 741-3857.



Automatically submit results to TDH via electronic laboratory reporting (ELR), which automates the process of sharing data with TDH using interoperability standards (<https://www.tn.gov/health/ELR>).

See the ELR Onboarding Handbook for details on the onboarding process, checklist, frequently asked questions, business rules, message format, and vocabulary (<https://www.tn.gov/health/ELRONboardingHandbook>).

To initiate the ELR onboarding process with TDH, register in the Trading Partner Registration (TPR) system (<https://apps.tn.gov/tpr>). TPR provides documentation for Promoting Interoperability (PI) attestation and milestone letters to document onboarding progress. Contact MU.Health@tn.gov for assistance.



Enter results online via NBS, Tennessee's reportable disease system. Users can log in to NBS to enter patient demographics, the reportable condition, facility, and provider information, and attach laboratory report information. To request an NBS account for reporting, please fill out the user survey (redcap.link/MorbidityReportAccount).



Blood lead levels can be reported via Excel template (request from UT Extension at leadtrk@utk.edu).

When to report results

Unless otherwise specified, results must be reported to TDH within one week via the methods described above. Results with different reporting timeframes are noted in the list of reportable diseases/conditions in this document and the user friendly 2-page version at <https://www.tn.gov/health/ReportableDiseasesLabs> by the following symbols:

! Call immediately and send result within 1 week

☎ Call by next business day and send result within 1 week

BF Blood lead level ≥ 3.5 $\mu\text{g}/\text{dL}$: send result within 1 week; blood lead level < 3.5 $\mu\text{g}/\text{dL}$: send result within 1 month

eip Send result within 1 month for specified catchment area

What information to include when reporting

All laboratory result reports should include these minimum data elements.

- Patient information:
 - Social security number
 - Name (including first, middle, and last name)
 - Address (including street, city, state, county, ZIP Code, country)
 - Phone number (including area code)
 - Date of birth
 - Date of death (if applicable)
 - Sex
 - Race
 - Ethnicity
 - Pregnancy status (if applicable)
 - Identifier and identifier type (e.g., medical record number)
 - Payment source for blood lead levels
- Reporting facility, performing facility, ordering facility, and ordering provider information including:
 - Name
 - Phone number (including area code)
 - Address (including street, city, state, county, ZIP Code, country)
- Result information:
 - Accession number
 - Specimen collection date
 - Specimen type, site, and source
 - Test method
 - Result (including qualitative, semi-quantitative, and quantitative) with reference range and interpretation (if applicable)
 - Result date
 - Report date

If a printed laboratory report does not include the required information listed above, then form PH-1600

(<https://www.tn.gov/health/Form1600>) should be completed for the missing information and submitted with the printed laboratory report.

For the list of reportable organisms and analytes below:

- **All test methods are reportable, unless otherwise specified.**
 - Test methods may include, but are not limited to, culture-independent diagnostic testing (CIDT) (e.g., nucleic acid amplification [NAA], immunoassay, immunofluorescence), culture, immunoblot, microscopy, and genomic sequencing.
 - All types of subtyping (e.g., speciation, serogroup, serotype, genotype, lineage), antimicrobial susceptibility testing, carbapenemase-production testing (such as mCIM, Carba NP, or modified-Hodge), and resistance mechanism testing are reportable.
 - All minimum inhibitory concentration (MIC) values should be reported, and preferably interpreted based on 2024 Clinical & Laboratory Standards Institute (CLSI) M100 Performance Standards for Antimicrobial Susceptibility Testing.
- **All non-negative results are reportable, unless otherwise specified.**
 - Non-negative includes positive, reactive, detected, equivocal, borderline, indeterminate, and all other comparable terms.
 - Negative includes non-reactive, not detected, and all comparable terms.
- **All result measurement types (i.e., qualitative, quantitative, semi-quantitative) are reportable, unless otherwise specified.**
- **All specimen types, sites, and sources are reportable, unless otherwise specified.**
 - A normally "sterile site" is defined as blood, cerebrospinal fluid, pleural fluid (including chest fluid, thoracentesis fluid), peritoneal fluid (including abdominal fluid, ascites), pericardial fluid, bone (including bone marrow), joint (including fluid, synovial fluid, or needle aspirate of knee, ankle, elbow, hip, wrist), internal body sites (i.e., specimen obtained from surgery or aspirate from one of the following: lymph node, brain, heart, liver, spleen, vitreous fluid, kidney, pancreas, or ovary).

Submitting specimens or isolates

TDH recommends and requires submitting isolates or specimens for some organisms/analytes to TDH Division of Laboratory Services for confirmation, typing or antibiotic sensitivity testing, as noted in the in the table below (also available in a user friendly 2-page version at <https://www.tn.gov/health/ReportableDiseasesLabs>).

It is the responsibility of the director of a medical laboratory to submit isolates or specimens. When submitting specimens, include the patient's full name, address, age, and sex; ordering provider's name and address; ordering facility's name and address; and anatomic source of culture.

Refer to the TDH Division of Laboratory Services website for test order and specimen submission criteria at <https://www.tn.gov/health/LabServicesDirectory>. Please contact TDH Division of Laboratory Services at (615) 262-6300 before submitting specimens or isolates for pathogens requiring immediate notification.

Specimen or isolate submission requirements are noted in the list of reportable diseases/conditions in this document and the user friendly 2-page version at <https://www.tn.gov/health/ReportableDiseasesLabs> by the following symbols:

 Required

 Requested

For questions, see the Tennessee reportable diseases website

(<https://www.tn.gov/health/ReportableDiseases>), email CEDS.Informatics@tn.gov, or call TDH at (615) 741-7247 or (800) 404-3006.

Tennessee Reportable Diseases and Conditions

Detailed Laboratory Reporting Guidance

2025

Organism or analyte	Detailed guidance
! 📄 Detection in one or more specimens of organism or analytes not listed that are of urgent public health significance	<ul style="list-style-type: none"> Immediately call CEDEP at (615) 741-7247 or 1-800-404-3006
! 📄 Pan-nonsusceptible organism or other unusual resistance pattern or resistance mechanism	<ul style="list-style-type: none"> Report isolation of organism that is pan-nonsusceptible or exhibits unusual resistance, regardless of active infection (see examples in CLSI M100 Performance Standards for Antimicrobial Susceptibility Testing, Appendix A, Category 1) Pan-nonsusceptible organism: organism with intermediate or resistant interpretations to all antibiotics tested using validated instrument or disc diffusion/e-tests (exclude colistin and tigecycline susceptibility) Isolates should be submitted urgently to TDH Division of Laboratory Services; include identification and susceptibility results (including numeric MIC values) when submitting isolate
eip 📄 <i>Acinetobacter</i> species, carbapenem-resistant	<ul style="list-style-type: none"> Report <i>Acinetobacter</i> species with one or more of the following: <ul style="list-style-type: none"> Intermediate or resistant interpretation to at least one carbapenem antibiotic Detection of carbapenemase production Detection of at least one carbapenemase-producing gene Catchment area: report and submit isolates only for residents of Davidson, Cheatham, Robertson, Sumner, Wilson, Rutherford, Dickson, and Williamson counties If detected via NAA, perform culture to obtain isolate for subsequent testing to determine antibiotic susceptibility profile Submit isolates to TDH Division of Laboratory Services within 3 days of detection/isolation
<i>Anaplasma phagocytophilum</i>	
<i>Babesia</i> species	
! 📄 <i>Bacillus anthracis</i>	
! 📄 <i>Bacillus</i> species other than <i>anthracis</i> expressing anthrax	
Bacteria, acid fast bacilli	
! 📄 Bacteria, Gram-negative diplococci from sterile sites or petechial or purpuric lesion scrapings	<ul style="list-style-type: none"> Sterile specimen sites or petechial or purpuric lesion scrapings only Do not report if organism has been identified and is not otherwise reportable
📞 📄 Bacteria from cerebrospinal fluid	<ul style="list-style-type: none"> Report any bacteria not specified elsewhere in this list Cerebrospinal fluid only If detected via CIDT, perform culture to obtain isolate Submit isolates to TDH Division of Laboratory Services within 3 days of isolation
📞 <i>Bordetella pertussis</i>	<ul style="list-style-type: none"> Only report positive culture or NAA results
<i>Borrelia burgdorferi</i>	<p>Report:</p> <ul style="list-style-type: none"> Positive culture, NAA, EIA, or IFA results Positive immunoblot results for <i>B. burgdorferi</i> IgM or IgG Positive IHC results for <i>B. burgdorferi</i> group-specific antigens
<i>Borrelia mayonii</i>	<ul style="list-style-type: none"> Only report positive culture or NAA results
📞 📄 <i>Brucella</i> species	
! 📄 <i>Burkholderia mallei</i>	<ul style="list-style-type: none"> Only report positive culture results
! 📄 <i>Burkholderia pseudomallei</i>	<ul style="list-style-type: none"> Only report positive culture results










! Call immediately and send result within 1 week 📞 Call by next business day and send result within 1 week eip Send result within 1 month for specified catchment area

Unless otherwise stated, all non-negative results for all test methods (including qualitative, quantitative, and semi-quantitative measurement types, as well as all subtyping and antimicrobial susceptibility testing) for any specimen are reportable.

Tennessee Reportable Diseases and Conditions

Detailed Laboratory Reporting Guidance

2025

Organism or analyte	Detailed guidance
California/LaCrosse serogroup viruses	<ul style="list-style-type: none"> Do not report qualitative IgG results Includes California encephalitis virus, LaCrosse encephalitis virus, Jamestown Canyon virus, Keystone virus, Snowshoe hare virus, and Trivittatus virus
 <i>Campylobacter</i> species	<ul style="list-style-type: none"> Do not report antibody results Submit both of the following to TDH Division of Laboratory Services: <ul style="list-style-type: none"> Isolates within 1 week of isolation CIDT specimens within 4 days of specimen collection
  <i>Candida auris</i> , including rule-out	<ul style="list-style-type: none"> If detected via NAA, perform culture to obtain isolate Submit isolates to TDH Division of Laboratory Services within 3 days of isolation For more information on ruling out <i>C. auris</i>, see www.cdc.gov/candida-auris/media/pdfs/Testing-algorithm_by-Method_508.pdf
eip  <i>Candida</i> species in blood	<ul style="list-style-type: none"> Only report positive culture Blood specimens only Catchment area: report and submit isolates only for residents of Knox, Sevier, Jefferson, Blount, Anderson, Roane, Loudon, Union, Grainger, Hancock, Unicoi, Hawkins, Greene, Johnson, Washington, Sullivan, and Carter counties Submit isolate of each unique <i>Candida</i> species isolated (i.e., send specimens of each if more than one species isolated from blood) Send specimens to: Local EIP Surveillance Officer Knoxville Regional Lab 2102 Medical Center Way Knoxville, TN 37920
 Carbapenemase-producing organisms (CPO)	<ul style="list-style-type: none"> For laboratories able to test for carbapenemase production or carbapenemase-producing genes, report any organism with either of the following: <ul style="list-style-type: none"> Detection of carbapenemase production Detection of at least one carbapenemase-producing gene If detected via NAA, perform culture to obtain isolate for subsequent testing to determine antibiotic susceptibility profile For laboratories unable to test for carbapenemase production or carbapenemase-producing genes, report these organisms and resistance scenarios: <ul style="list-style-type: none"> <i>Acinetobacter calcoaceticus-baumannii</i> complex with resistant interpretation to at least one carbapenem antibiotic (excluding ertapenem) Enterobacterales order: <ul style="list-style-type: none"> <i>Proteus</i> species, <i>Providencia</i> species, and <i>Morganella morganii</i> with intermediate or resistant interpretations to ertapenem, meropenem, or doripenem All other Enterobacterales bacteria with resistant interpretation to at least one carbapenem antibiotic <i>Pseudomonas aeruginosa</i> with both of the following <ul style="list-style-type: none"> Resistant interpretation to at least one carbapenem antibiotic (excluding ertapenem) and Intermediate or resistant interpretation to cefepime, ceftazidime, or ceftolozane/tazobactam Submit isolates to TDH Division of Laboratory Services within 3 days of detection/isolation
Carboxyhemoglobin (COHb)	<ul style="list-style-type: none"> Report levels >12.0%
 Chikungunya virus	<ul style="list-style-type: none"> Do not report qualitative IgG results
<i>Chlamydia trachomatis</i>	
  <i>Clostridium botulinum</i> or botulinum toxin	<ul style="list-style-type: none"> Includes isolation of <i>C. botulinum</i> or detection of botulinum toxin
eip  <i>Clostridioides difficile</i>	<ul style="list-style-type: none"> Catchment area: report and submit isolates only for residents of Davidson County









 Call immediately and send result within 1 week  Call by next business day and send result within 1 week **eip** Send result within 1 month for specified catchment area

Unless otherwise stated, all non-negative results for all test methods (including qualitative, quantitative, and semi-quantitative measurement types, as well as all subtyping and antimicrobial susceptibility testing) for any specimen are reportable.

Tennessee Reportable Diseases and Conditions

Detailed Laboratory Reporting Guidance

2025

Organism or analyte	Detailed guidance
 <i>Clostridium tetani</i>	
  <i>Corynebacterium diphtheria</i> producing diphtheria toxin	
  <i>Corynebacterium ulcerans</i> producing diphtheria toxin	
  <i>Coxiella burnetii</i>	
  <i>Cronobacter</i> species	<ul style="list-style-type: none"> • Only report results for infants <12 months old • Do not report antibody results • Submit both of the following to TDH Division of Laboratory Services: <ul style="list-style-type: none"> ◦ Isolates within 2 weeks of isolation ◦ CIDT specimens within 4 days of specimen collection
 <i>Cryptosporidium</i> species	<ul style="list-style-type: none"> • Submit specimen/isolate to TDH Laboratory Services within 2 weeks of detection/isolation
 <i>Cyclospora</i> species	<ul style="list-style-type: none"> • Submit both of the following to TDH Division of Laboratory Services: <ul style="list-style-type: none"> ◦ Isolates within 1 week of isolation ◦ CIDT specimens within 4 days of specimen collection
Dengue virus	<ul style="list-style-type: none"> • Do not report qualitative IgG results
 Eastern equine encephalitis virus	<ul style="list-style-type: none"> • Do not report qualitative IgG results
<i>Ehrlichia</i> species	<ul style="list-style-type: none"> • Includes <i>E. chaffeensis</i>, <i>E. ewingii</i>, and <i>E. muris eauclairensis</i>
<i>Enterococcus</i> species from sterile sites, resistant interpretation to vancomycin	<ul style="list-style-type: none"> • Exclude <i>Enterococcus</i> species that exhibit intrinsic resistance • Sterile specimen sites only • If detected via NAA, perform culture to obtain isolate for subsequent testing to determine antibiotic susceptibility profile
eip  <i>Escherichia coli</i> , extended spectrum beta lactamase-producing	<ul style="list-style-type: none"> • Report <i>E. coli</i> with resistant interpretation to at least one extended-spectrum cephalosporin (ceftazidime, cefotaxime, or ceftriaxone) • Catchment area: report and submit isolates only for residents of Lewis, Marshall, Maury, and Wayne counties • If detected via NAA, perform culture to obtain isolate for subsequent testing to determine antibiotic susceptibility profile • Submit isolates to TDH Division of Laboratory services within 2 weeks of isolation
eip  <i>Escherichia coli</i> from sterile sites	<ul style="list-style-type: none"> • Sterile specimen sites only • Report and submit isolates for residents of: <ul style="list-style-type: none"> ◦ Lewis, Maury, Marshall, and Wayne counties for all ages ◦ Cheatham, Davidson, Dickson, Robertson, Rutherford, Sumner, Williamson, and Wilson counties for infants <90 days old • Submit isolates to TDH Division of Laboratory Services within 2 weeks of isolation
  <i>Escherichia coli</i> , Shiga toxin-producing (STEC)	<ul style="list-style-type: none"> • Do not report antibody results • Includes <i>E. coli</i> O157:H7, O157 Shiga toxin-producing <i>E. coli</i>, non-O157 Shiga toxin-producing <i>E. coli</i> • Enterohemorrhagic <i>E. coli</i> (EHEC), Shiga toxin (stx, stx1, or stx2), Shiga-like toxin • Submit both of the following to TDH Division of Laboratory Services: <ul style="list-style-type: none"> ◦ Isolates within 1 week of isolation ◦ CIDT specimens within 4 days of specimen collection
  <i>Francisella tularensis</i>	

! Call immediately and send result within 1 week  Call by next business day and send result within 1 week **eip** Send result within 1 month for specified catchment area

Unless otherwise stated, all non-negative results for all test methods (including qualitative, quantitative, and semi-quantitative measurement types, as well as all subtyping and antimicrobial susceptibility testing) for any specimen are reportable.

Tennessee Reportable Diseases and Conditions

Detailed Laboratory Reporting Guidance

2025

Organism or analyte	Detailed guidance
  <i>Grimontia hollisae</i> (formerly <i>Vibrio hollisae</i>)	<ul style="list-style-type: none"> Do not report antibody results Submit both of the following to TDH Division of Laboratory Services: <ul style="list-style-type: none"> Isolates within 1 week of isolation CIDT specimens within 4 days of specimen collection
  <i>Haemophilus influenzae</i> from sterile sites	<ul style="list-style-type: none"> Report only positive culture and NAA results Sterile specimen sites only Submit isolates to TDH Division of Laboratory Services within 2 weeks of isolation
 Hepatitis A virus	<ul style="list-style-type: none"> Report: <ul style="list-style-type: none"> Positive IgM and NAA results For any positive IgM or NAA result, report: <ul style="list-style-type: none"> All associated results (positive and negative) for hepatitis A, B, and C; alanine aminotransferase (ALT); and bilirubin levels
Hepatitis B virus	<ul style="list-style-type: none"> Report: <ul style="list-style-type: none"> All positive results For any positive result, report: <ul style="list-style-type: none"> All associated results (positive and negative) for hepatitis A, B, and C; alanine aminotransferase (ALT); and bilirubin levels Pregnancy status
Hepatitis C virus	<ul style="list-style-type: none"> Report: <ul style="list-style-type: none"> All positive results All negative NAA results All negative antibody results for persons 0-36 months old For any positive result, report: <ul style="list-style-type: none"> All associated results (positive and negative) for hepatitis A, B, and C; alanine aminotransferase (ALT); and bilirubin levels Pregnancy status
Human immunodeficiency virus (HIV)	<ul style="list-style-type: none"> Report: <ul style="list-style-type: none"> All positive or indeterminate results For any positive result, report: <ul style="list-style-type: none"> All associated negative HIV results Pregnancy status Report all: <ul style="list-style-type: none"> Quantitative NAA (viral load) results CD4 counts and percents Genotype nucleotide sequences for laboratories reporting via ELR
  Influenza A virus, novel or pandemic strain	<ul style="list-style-type: none"> Only report positive culture or NAA results
  <i>Klebsiella</i> species, extended spectrum beta lactamase-producing	<ul style="list-style-type: none"> Report <i>Klebsiella</i> with resistant interpretation to at least one extended-spectrum cephalosporin (ceftazidime, cefotaxime, or ceftriaxone) Catchment area: report and submit isolates only for residents of Lewis, Marshall, Maury, and Wayne counties If detected via NAA, perform culture to obtain isolate for subsequent testing to determine antibiotic susceptibility profile Submit isolates to TDH Division of Laboratory services within 2 weeks of isolation
 Lead level from blood	<ul style="list-style-type: none"> Report all blood lead tests regardless of result, including on-site blood lead analysis with portable devices Blood specimens only, including capillary and venous Report blood lead level ≥ 3.5 $\mu\text{g}/\text{dL}$ within 1 week, < 3.5 $\mu\text{g}/\text{dL}$ within 1 month Excel template for reporting can be requested from UT Extension at leadtrk@utk.edu

 Call immediately and send result within 1 week  Call by next business day and send result within 1 week  Send result within 1 month for specified catchment area



Unless otherwise stated, all non-negative results for all test methods (including qualitative, quantitative, and semi-quantitative measurement types, as well as all subtyping and antimicrobial susceptibility testing) for any specimen are reportable.

Tennessee Reportable Diseases and Conditions

Detailed Laboratory Reporting Guidance

2025

Organism or analyte	Detailed guidance
 <i>Legionella</i> species	<ul style="list-style-type: none"> Submit isolates or positive expectorated sputum and bronchial lavage fluids specimens to TDH Division of Laboratory Services
  <i>Listeria</i> species	<ul style="list-style-type: none"> Do not report antibody results Submit both of the following to TDH Division of Laboratory Services: <ul style="list-style-type: none"> Isolates within 1 week of isolation CIDT specimens within 4 days of specimen collection
  Measles virus	<ul style="list-style-type: none"> Include negative IgG titer results
  Middle East respiratory syndrome coronavirus (MERS-CoV)	
  Mumps virus	<ul style="list-style-type: none"> Include negative IgG titer results
 <i>Mycobacterium leprae</i>	<ul style="list-style-type: none"> Report: <ul style="list-style-type: none"> NAA results Identification of non-caseating granulomas with peripheral nerve involvement
 <i>Mycobacterium lepromatosis</i>	<ul style="list-style-type: none"> Report: <ul style="list-style-type: none"> NAA results Identification of non-caseating granulomas with peripheral nerve involvement
<i>Mycobacterium tuberculosis</i> complex, including <i>M. tuberculosis</i> ,  <i>M. bovis</i> , <i>M. canettii</i> , <i>M. africanum</i> , and <i>M. microti</i>	<ul style="list-style-type: none"> Interferon-gamma release assay (IGRA) results All other test methods Submit both of the following to TDH Division of Laboratory Services: <ul style="list-style-type: none"> Isolates within 5 days of identification CIDT specimens within 3 days of positive result
 <i>Mycobacterium</i> species other than <i>tuberculosis</i> complex, <i>M. leprae</i> , and <i>M. lepromatosis</i> from non-respiratory sites	<ul style="list-style-type: none"> Non-respiratory specimen sites only
<i>Neisseria gonorrhoeae</i>	
  <i>Neisseria meningitidis</i> from sterile sites or petechial or purpuric lesion scrapings	<ul style="list-style-type: none"> Sterile specimen sites or petechial or purpuric lesion scrapings only Submit isolates to TDH Division of Laboratory Services within 2 weeks of isolation
 Orthopoxvirus, monkeypox virus	
  Orthopoxvirus, variola virus	
 Orthopoxvirus, other than monkeypox virus or variola virus	
  <i>Photobacterium damsela</i> (formerly <i>Vibrio damsela</i>)	<ul style="list-style-type: none"> Do not report antibody results Submit both of the following to TDH Division of Laboratory Services: <ul style="list-style-type: none"> Isolates within 1 week of isolation CIDT specimens within 4 days of specimen collection
 <i>Plasmodium</i> species	
  Poliovirus	<ul style="list-style-type: none"> Only report positive culture or NAA results

 Call immediately and send result within 1 week  Call by next business day and send result within 1 week **eip** Send result within 1 month for specified catchment area

Unless otherwise stated, all non-negative results for all test methods (including qualitative, quantitative, and semi-quantitative measurement types, as well as all subtyping and antimicrobial susceptibility testing) for any specimen are reportable.

Tennessee Reportable Diseases and Conditions

Detailed Laboratory Reporting Guidance

2025

Organism or analyte	Detailed guidance
Rabies virus, animal	<ul style="list-style-type: none"> Report all positive, negative, inconclusive, and unsatisfactory results Include: species, animal location county, test type, collection date, test date, result, variant Provide in spreadsheet via Waterborne.Health@tn.gov
! 📍 Rabies virus, human	<ul style="list-style-type: none"> Testing available through coordination with TDH Division of Laboratory Services and CDC
! 📍 Ricin toxin	
<i>Rickettsia</i> species other than <i>R. typhus</i>	<ul style="list-style-type: none"> Do not report IgM or qualitative IgG results Includes spotted fever group <i>Rickettsiae</i> (SFGR)
📞 📍 Rubella virus	<ul style="list-style-type: none"> Include negative IgG titer results
📞 📍 <i>Salmonella</i> serotype Typhi or Paratyphi	<ul style="list-style-type: none"> Do not report antibody results Submit both of the following to TDH Division of Laboratory Services: <ul style="list-style-type: none"> Isolates within 1 week of isolation CIDT specimens within 4 days of specimen collection
📍 <i>Salmonella</i> serotypes other than Typhi or Paratyphi	<ul style="list-style-type: none"> Do not report antibody results Submit both of the following to TDH Division of Laboratory Services: <ul style="list-style-type: none"> Isolates within 1 week of isolation CIDT specimens within 4 days of specimen collection
📍 <i>Shigella</i> species	<ul style="list-style-type: none"> Do not report antibody results Submit both of the following to TDH Division of Laboratory Services: <ul style="list-style-type: none"> Isolates within 1 week of isolation CIDT specimens within 4 days of specimen collection
St. Louis encephalitis virus	<ul style="list-style-type: none"> Do not report qualitative IgG results
! 📍 <i>Staphylococcus aureus</i> , enterotoxin B-producing from pulmonary sites	<ul style="list-style-type: none"> Pulmonary specimen sites only
eip <i>Staphylococcus aureus</i> from sterile sites	<ul style="list-style-type: none"> Sterile specimen sites only Catchment area: report and submit isolates only for residents of Davidson County
<i>Staphylococcus aureus</i> , toxin-producing (TSST-1)	
📞 📍 <i>Staphylococcus aureus</i> , intermediate or resistant interpretation to vancomycin	<ul style="list-style-type: none"> Report <i>S. aureus</i> with intermediate or resistant interpretation to vancomycin If detected via NAA, perform culture to obtain isolate for subsequent testing to determine antibiotic susceptibility profile Submit isolates immediately to TDH Division of Laboratory services
<i>Streptococcus agalactiae</i> (group B strep) from sterile sites	<ul style="list-style-type: none"> Only report positive culture or NAA results Sterile specimen sites only
📍 <i>Streptococcus pneumoniae</i> from sterile sites	<ul style="list-style-type: none"> Sterile specimen sites only If detected via NAA, perform culture to obtain isolate Submit isolates to TDH Division of Laboratory Services within 2 weeks of isolation
📞 📍 <i>Streptococcus pyogenes</i> (group A strep) from sterile sites, muscle, fascia, or tendon	<ul style="list-style-type: none"> Only report positive culture or NAA results Sterile specimen, muscle, fascia, or tendon sites only If detected via NAA, perform culture to obtain isolate Submit isolates to TDH Division of Laboratory Services within 2 weeks of isolation
















! Call immediately and send result within 1 week 📞 Call by next business day and send result within 1 week eip Send result within 1 month for specified catchment area

Unless otherwise stated, all non-negative results for all test methods (including qualitative, quantitative, and semi-quantitative measurement types, as well as all subtyping and antimicrobial susceptibility testing) for any specimen are reportable.

Tennessee Reportable Diseases and Conditions

Detailed Laboratory Reporting Guidance

2025

Organism or analyte	Detailed guidance
 <i>Streptococcus pyogenes</i> (group A strep) from muscle, toxin-producing	<ul style="list-style-type: none"> • Only report positive culture or NAA results • Muscle specimens only • If detected via NAA, perform culture to obtain isolate • Submit isolates to TDH Division of Laboratory Services within 2 weeks of isolation
<i>Treponema pallidum</i>  Congenital Non-congenital	<ul style="list-style-type: none"> • Report: <ul style="list-style-type: none"> ◦ All positive nontreponemal and treponemal results ◦ All titer values for positive nontreponemal results ◦ For any positive result, report: <ul style="list-style-type: none"> ▪ All associated negative nontreponemal and treponemal results ▪ Pregnancy status • For more information on syphilis testing, see www.cdc.gov/mmwr/volumes/73/rr/rr7301a1.htm
<i>Trypanosoma cruzi</i>	
 Venezuelan equine encephalitis virus	Do not report qualitative IgG results
  <i>Vibrio cholerae</i> , toxigenic O1 or O139	<ul style="list-style-type: none"> • Do not report antibody results • Submit both of the following to TDH Division of Laboratory Services: <ul style="list-style-type: none"> ◦ Isolates to within 1 week of isolation ◦ CIDT specimens within 4 days of specimen collection
  <i>Vibrio</i> species other than toxigenic O1 or O139	<ul style="list-style-type: none"> • Do not report antibody results • Submit both of the following to TDH Division of Laboratory Services: <ul style="list-style-type: none"> ◦ Isolates within 1 week of isolation ◦ CIDT specimens within 4 days of specimen collection
  Viral hemorrhagic fever viruses	Includes Bunyaviruses, Chapare, Crimean-Congo, Ebola, Guanarito, Junin, Lassa, Lujo, Machupo, Marburg, Rift Valley, and Sabia viruses
West Nile virus	• Do not report qualitative IgG results
Western equine encephalitis virus	• Do not report qualitative IgG results
  Yellow fever virus	• Do not report qualitative IgG results
  <i>Yersinia pestis</i>	<ul style="list-style-type: none"> • Do not report antibody results • Submit both of the following to TDH Division of Laboratory Services: <ul style="list-style-type: none"> ◦ Isolates within 2 weeks of isolation ◦ CIDT specimens within 4 days of specimen collection
 <i>Yersinia</i> species other than <i>pestis</i>	<ul style="list-style-type: none"> • Do not report antibody results • Submit both of the following to TDH Division of Laboratory Services: <ul style="list-style-type: none"> ◦ Isolates within 1 week of isolation ◦ CIDT specimens within 4 days of specimen collection
 Zika virus	

 Call immediately and send result within 1 week  Call by next business day and send result within 1 week **eip** Send result within 1 month for specified catchment area

Unless otherwise stated, all non-negative results for all test methods (including qualitative, quantitative, and semi-quantitative measurement types, as well as all subtyping and antimicrobial susceptibility testing) for any specimen are reportable.