

# Lipscomb University

<https://www.lipscomb.edu/academics/programs/educational-leadership>

## Provider Type

Private

The mission of the College of Education is to prepare caring and committed education professionals who practice exemplary craft, exhibit attitudes and values worthy of emulation, foster collaborative relationships to improve the lives of others and demonstrate the knowledge essential to the teaching profession.

## Leaders in 3-Year Cohort: 216

### Cohort Members per Year

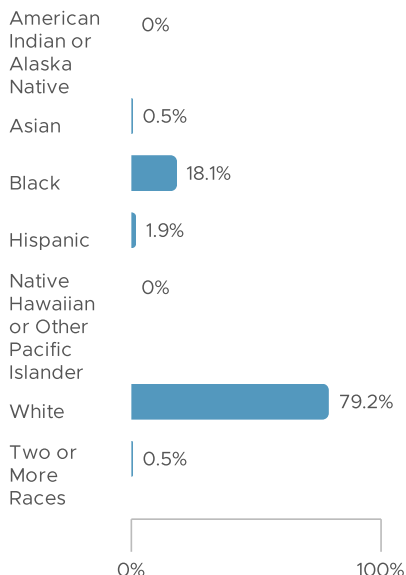
| Year | Value |
|------|-------|
| 2019 | 56    |
| 2020 | 84    |
| 2021 | 76    |

N-Size: 216

#### What is this metric?

This metric indicates the number of cohort members the provider had in each of the three years represented in the Report Card.

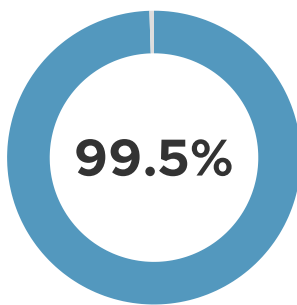
### Completers by Race



#### What is this metric?

This metric shows the racial and ethnic composition of the three-year cohort.

### Praxis Leader Licensure Pass Rate

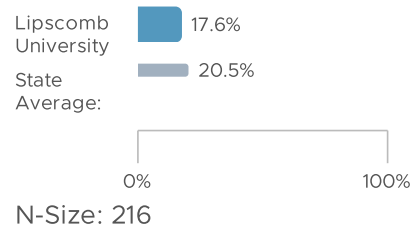


N-Size: 215

#### What is this metric?

This metric reports the percentage of cohort members who passed the Praxis School Leaders Licensure Assessment (SLLA) within two attempts.

### Rate of Employment as Administrators in Tennessee Public Schools



N-Size: 216

#### What is this metric?

This metric reports the percentage of cohort members who were employed as administrators in Tennessee public schools during the 2019-20, 2020-21, and/or 2021-22 school years. Administrators include principals, assistant principals, and supervisors.