

University of Tennessee - Chattanooga

<https://www.utc.edu/health-education-and-professional-studies/school-of-education/school-leadership>

Provider Type

Public

The UTC School of Education is dedicated to the preparation of its graduates to positively impact the lives of all children and families through demonstrating excellence in content, professional practice, leadership, and service.

Leaders in 3-Year Cohort: 43

Cohort Members per Year

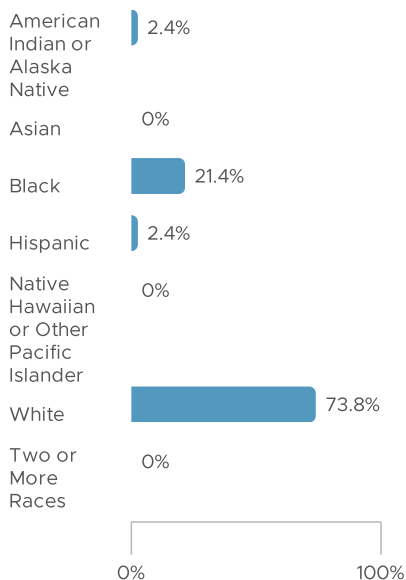
Year	Value
2019	12
2020	19
2021	12

N-Size: 43

What is this metric?

This metric indicates the number of cohort members the provider had in each of the three years represented in the Report Card.

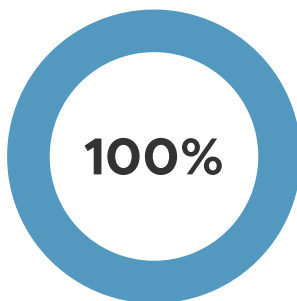
Completers by Race



What is this metric?

This metric shows the racial and ethnic composition of the three-year cohort.

Praxis Leader Licensure Pass Rate

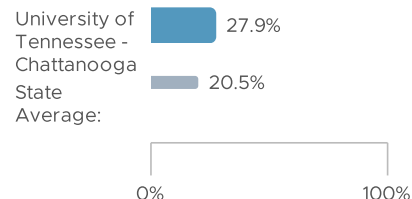


N-Size: 43

What is this metric?

This metric reports the percentage of cohort members who passed the Praxis School Leaders Licensure Assessment (SLLA) within two attempts.

Rate of Employment as Administrators in Tennessee Public Schools



N-Size: 43

What is this metric?

This metric reports the percentage of cohort members who were employed as administrators in Tennessee public schools during the 2019-20, 2020-21, and/or 2021-22 school years. Administrators include principals, assistant principals, and supervisors.