

# Bethel University

<https://www.bethelu.edu/academics/colleges/college-of-arts-and-sciences/division-of-education>

## Provider Type

Private

The mission of the Division of Education is to uphold Bethel University's mission and prepare candidates for careers in public education. Our program is designed to instill a love of lifelong learning and service through teaching others. The EPP encourages the continuous pursuit of knowledge and a commitment to reflective servant leadership in a diverse global society. Bethel's mission is to create opportunities for members of the learning community to develop to their highest potential as whole persons – intellectually, spiritually, socially, and physically – in a Christian environment.

## Leaders in 3-Year Cohort: 57

### Cohort Members per Year

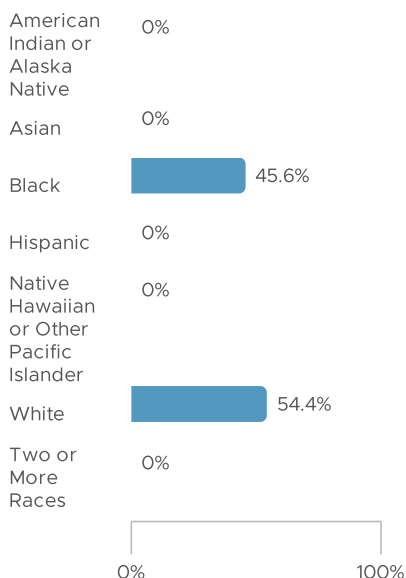
Year	Value
2020	17
2021	23
2022	17

N-Size: 57

#### What is this metric?

This metric indicates the number of cohort members the provider had in each of the three years represented in the Report Card.

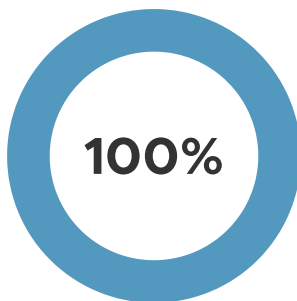
### Completers by Race



#### What is this metric?

This metric shows the racial and ethnic composition of the three-year cohort.

### Praxis Leader Licensure Pass Rate

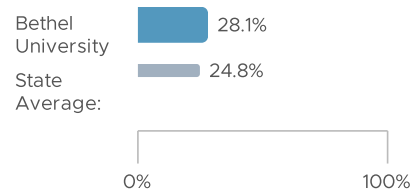


N-Size: 56

#### What is this metric?

This metric reports the percentage of cohort members who passed the Praxis School Leaders Licensure Assessment (SLLA) within two attempts.

### Rate of Employment as Administrators in Tennessee Public Schools



N-Size: 57

#### What is this metric?

This metric reports the percentage of cohort members who were employed as administrators in Tennessee public schools during the 2019-20, 2020-21, and/or 2021-22 school years. Administrators include principals, assistant principals, and supervisors.