



# STATE OF TENNESSEE

**2024 PCMH Program Enhancements**

12/6/2023



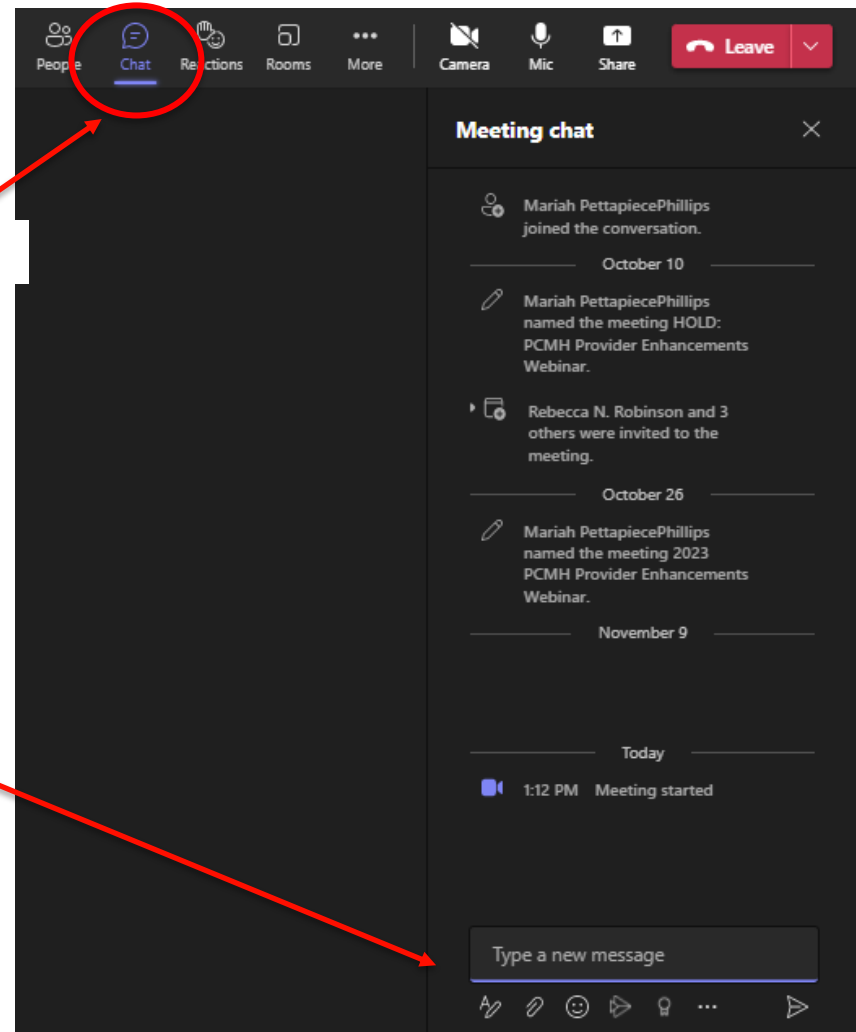
# Agenda

- General Updates
  - Primary Care Quality Team
  - Potential PCMH Funding Increase
  - PCMH Program Stats
- Quality Updates
  - PY 2024 PCMH Quality Metrics
  - PY 2024 PCMH Quality Metric Resources
- Program Updates
  - PY 2024 MCO Educational Support
  - CCT Outage Update
- Conclusion
  - Dates & Announcements
  - Questions

# Interactive Webinar

Communicating during the webinar:

- For questions or comments during the presentation, please click on the **chat box** function
- Comments will automatically be sent to **everyone** in call
- This will also be used during all Q&A portions of the presentation



# General Updates



# Primary Care Quality (PCQ) Team

- **Anna Chandler**, Primary Care Quality Director
  - [Anna.L.Chandler@tn.gov](mailto:Anna.L.Chandler@tn.gov)
- **Allyson Newer**, Primary Care Quality THL Lead
  - [Allyson.D.Newer@tn.gov](mailto:Allyson.D.Newer@tn.gov)
- **Shana Atkins**, Primary Care Quality PCMH Lead
  - [Shana.R.Atkins@tn.gov](mailto:Shana.R.Atkins@tn.gov)
- **Michelle Bryant**, Primary Care Quality Provider Outreach & Engagement Coordinator
  - [Michelle.A.Bryant@tn.gov](mailto:Michelle.A.Bryant@tn.gov)
- **Ginny Cooper**, Primary Care Quality Program Coordinator
  - [Virginia.E.Cooper@tn.gov](mailto:Virginia.E.Cooper@tn.gov)
- **Alexandra (Ali) Hulten-Stroop**, Digital Quality Specialist, Care Coordination Tool
  - [Alexandra.E.Hultenstroop@tn.gov](mailto:Alexandra.E.Hultenstroop@tn.gov)

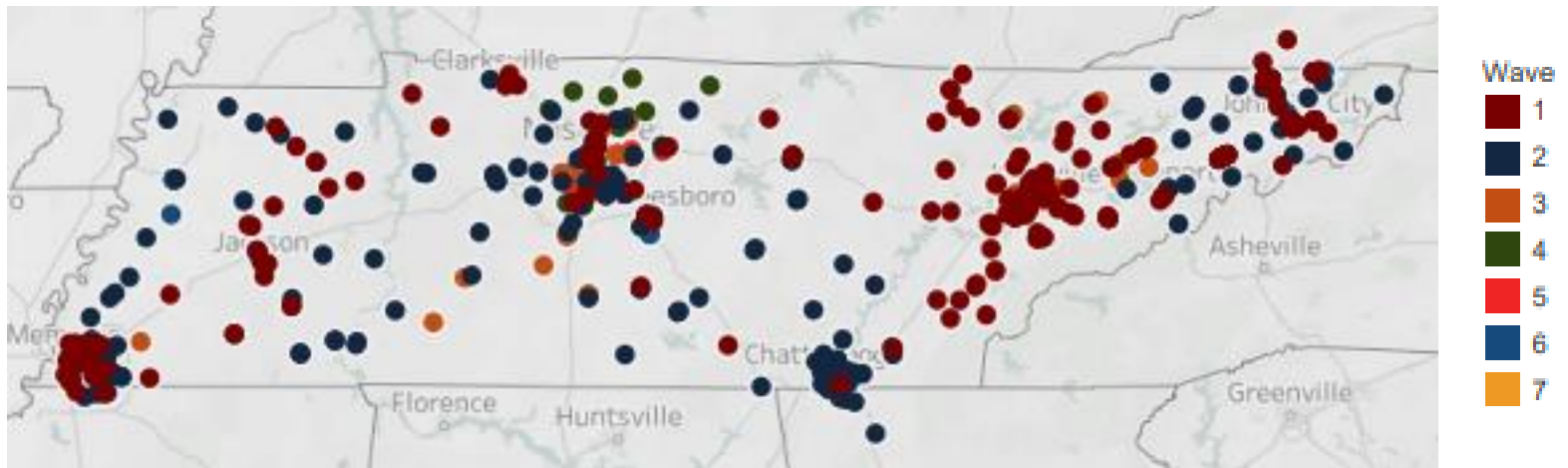
# Potential PCMH Funding Increase

- To support the incredible work our PCMH practices continue to do, TennCare leadership has requested an average \$1.00 increase to all PCMH Activity Payments (Per Member Per Month payments).
- TennCare has presented this request for consideration and inclusion in the Governor's SFY 2025 budget
- If included, TennCare's budget will then be reviewed and approved by Tennessee's General Assembly in Spring 2024. (SFY 2025 begins July 1, 2024 and ends June 30, 2025)
- If you are in support of this increase, feel free to reach out to your state representatives

# PCMH Program Stats

# Current Statistics for TennCare PCMH as of November 2023

<b>Number of PCMH organizations</b>	<b>83</b>
<b>Number of sites</b>	<b>508</b>
<b>Number of members</b>	<b>783,552</b>



The MCOs are expected to have all contracting completed by the end of December 2023 for Program Year 2024. A full list of organizations will be released after all contracting has been completed.



# **Program Year 2024 Updates: PCMH Core Quality Measures**

# 2024 PCMH Quarterly Report Data Timeframes

- Each MCO will send providers reports quarterly, detailing their efficiency and quality stars, total cost of care, and potential payments for the relevant performance period.
- Below is a timeline of when you can expect to receive these reports:

2024 PCMH Quarterly Report Data Timeframes					
Release Date	Q1 February	Q2 May	Q3 August		Q4 November
Performance Year	PY2023 Report 3	PY2023 Report 4	PY2023 Final Report 5	PY2024 Report 1	PY2024 Report 2
TCOC Data	Jan 1 – Sep 30, 2023	Jan 1 – Dec 31, 2023 + Runout	Jan 1 – Dec 31, 2023 + Runout	Jan 1 – Mar 31, 2024	Jan 1 – Jun 30, 2024
Quality & Efficiency Data	Jan 1 – Dec 31, 2023	Jan 1 – Dec 31, 2023	Jan 1 – Dec 31, 2023	Jan 1 – Jun 31, 2024	Jan 1 – Sep 30, 2024

# PCMH Adult Organizations – Core Quality Measures

Core Measures PY 2024	Threshold
1. Antidepressant Medication Management (AMM) - Continuation phase	≥ 40.00%
2. Blood Pressure Control for Patients With Diabetes (BPD)	≥ 62.00%
3. Eye Exam for Patients With Diabetes (EED)	≥ 51.00%
<b>4. Glycemic Status Assessment for Patients with Diabetes (GSD)</b> <ul style="list-style-type: none"> <li>• Glycemic Status &lt;8.0%</li> </ul>	≥ 47.00%
<b>5. Child and Adolescent Well-Care Visits (WCV)</b> <ul style="list-style-type: none"> <li>• Ages 12 – 17 years</li> <li>• Ages 18 – 21 years</li> </ul>	≥ 57.00% ≥ 39.00%

Updated measures/thresholds are in red



# PCMH Pediatric Organizations – Core Quality Measures

Core Measures PY 2024	Threshold
<b>1. Upper Respiratory Infection (URI)</b> <ul style="list-style-type: none"> <li>3 months – 17 years</li> </ul>	≥ 93.00%
<b>2. Childhood Immunization Status (CIS) - Combination 10</b>	≥ 42.00%
<b>3. Child and Adolescent Well-Care Visits (WCV)</b> <ul style="list-style-type: none"> <li>Ages 3 – 11 years</li> <li>Ages 12 – 17 years</li> <li>Ages 18 – 21 years</li> </ul>	≥ 65.00% ≥ 57.00% ≥ 39.00%
<b>4. Well-Child Visits in the First 30 Months of Life (W30)</b> <ul style="list-style-type: none"> <li>Well-Child Visits in the First 15 Months</li> <li>Well-Child Visits for Age 15 Months – 30 Months</li> </ul>	≥ 61.00% ≥ 71.00%
<b>5. Immunizations for Adolescents (IMA) - Combination 2</b>	≥ 26.00%



Updated measures/thresholds are in red

# PCMH Family Organizations – Core Quality Metrics

Core Measures PY 2024	Threshold
1. Antidepressant Medication Management (AMM) - Effective Continuation Phase	≥ 40.00%
2. Breast Cancer Screening- Electronic (BCS-E)	≥ 47.00%
3. Controlling High Blood Pressure (CBP)	≥ 60.00%
4. Childhood Immunization Status (CIS) - Combination 10	≥ 42.00%
5. Blood Pressure Control for Patients With Diabetes (BPD)	≥ 62.00%
6. Eye Exam for Patients With Diabetes (EED)	≥ 51.00%
7. Glycemic Status Assessment for Patients with Diabetes (GSD) • Glycemic Status <8.0%	≥ 47.00%
8. Child and Adolescent Well-Care Visits (WCV) • Ages 3 – 11 years • Ages 12 – 17 years • Ages 18 – 21 years	≥ 65.00% ≥ 57.00% ≥ 39.00%
9. Well-Child Visits in the First 30 Months of Life (W30) • Well-Child Visits in the First 15 Months • Well-Child Visits for Age 15 Months – 30 Months	≥ 61.00% ≥ 71.00%
10. Immunizations for Adolescents (IMA) - Combination 2	≥ 26.00%

# Glycemic Status Assessment for Patients with Diabetes (GSD)

## Description

The percentage of members 18–75 years of age with diabetes (types 1 and 2) whose most recent glycemic status (hemoglobin A1c [HbA1c] or glucose management indicator [GMI]) was at the following levels during the measurement year:

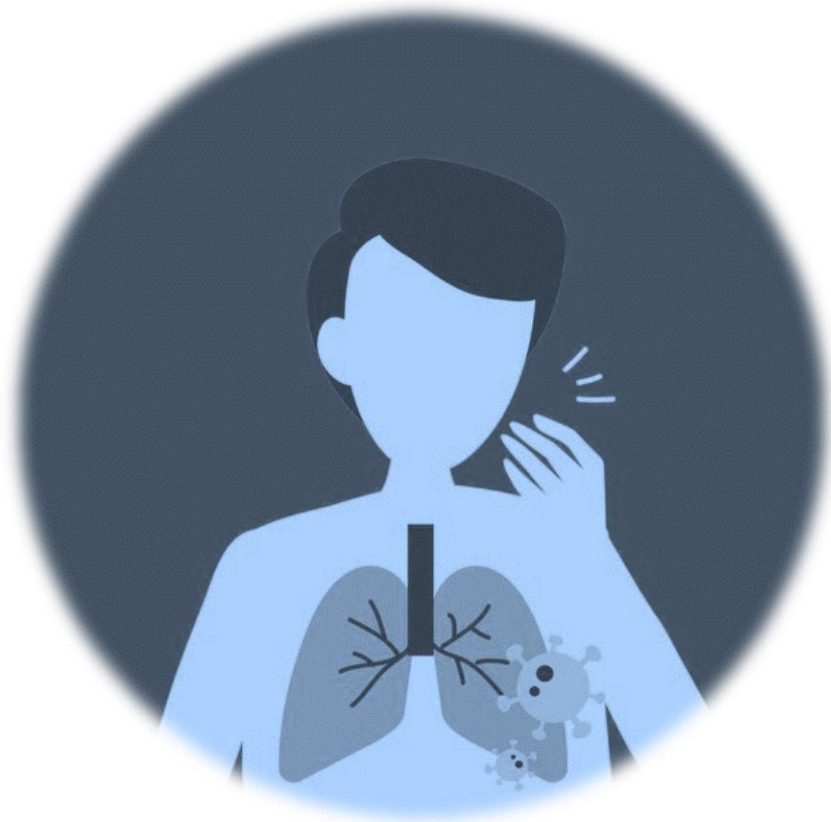
- Glycemic Status <8.0%.

Threshold:  $\geq 47\%$

Applicable for Family and Adult practices only



# Appropriate Treatment for Upper Respiratory Infection (URI)



## Description

The percentage of episodes for members 3 months of age and older with a diagnosis of upper respiratory infection (URI) that did not result in an antibiotic dispensing event.

Threshold:  $\geq 93\%$

Applicable for Pediatric practices only

# Breast Cancer Screening- Electronic (BCS-E)

## Description

The percentage of members 50–74 years of age who were recommended for routine breast cancer screening and had a mammogram to screen for breast cancer.

Electronic measures allow health plans to use data from EHRs/PHPs, HIEs/Clinical registry, and case management systems in addition to the administrative claims data.

Threshold:  $\geq 47\%$

Applicable for Family practices only





# **Program Year 2024 Updates: PCMH Reporting-Only Quality Measures**

# PY2024 PCMH Reporting Only Measures

## Reporting Only: Quality

Avoidance of Antibiotic Treatment for Acute Bronchitis/Bronchiolitis (AAB) Adult & Family

Statin Therapy for Patients with Cardiovascular Disease (SPC) Adult & Family

Cervical Cancer Screening (CCS) Adult & Family

Breast Cancer Screening ECDS (BCS-E) Adult

Colorectal Cancer Screening (COL-E)  
Adult & Family

Kidney Health Evaluation for Patients with Diabetes (KED)  
Adult & Family

Depression Screening and Follow-up for Adolescents and Adults (DSF-E)  
Adult, Family, Pediatric

Topical Fluoride for Children (TFC)  
Pediatric & Family

Social Need Screening and Intervention (SNS-E)  
Adult, Family, Pediatric

# PY2024 PCMH Reporting Only Measures

## Reporting Only Efficiency

Inpatient Average Length of Stay – General Hospital/Acute Care (IPU)

Plan All Cause Readmissions (PCR)

Diagnosed Mental Health Disorders (DMH)

Avoidable ED or Emergency Room Visits for Ambulatory Care Sensitive Condition (TennCare)

# PCMH Quality Measure Resources

- **2024 PCMH Provider Operating Manual – To Be Released in December 2023**
  - Provider Operating Manuals are updated in late fall and released in December of every year.
  - The updated PCMH Provider Operating Manual is located on the PCMH website.
    - <https://www.tn.gov/tenncare/health-care-innovation/primary-care-transformation/patient-centered-medical-homes-pcmh.html>
- **2024 PCMH Quality Measure One-Page Documents – To Be Released in December 2023**
  - One-page documents with updated quality measures are updated in late fall and released in December.
  - The updated quality metric one-pages are located on the PCMH website.
- **2024 Coding Reference Guides – Released Quarter 1, 2024**

# **Program Year 2024: Other Program Updates**

# Key Program Updates

- ✓ PY 2024 MCO Educational Offerings and Support
- ✓ CCT Updates

# 2024 MCO Educational Offerings and Support: Coaching and Collaboratives

- PCMH Coaching
  - MCO staff will continue to offer ongoing primary care transformation support to PCMH organizations.
  - For those organizations that receive coaching, primary coaches will conduct an annual review in December or January to assess the needs of the organization.
- 2024 Webinars
  - Each MCO will host one statewide webinar

## 2024 Webinars

- Each MCO will host one webinar per year.
- There will be 3 webinars in total:
  - Amerigroup: March 2024
  - UHC: July: 2024
  - BlueCare: September 2024

# 2024 MCO Educational Offerings and Support: Collaboratives

- In 2024 each MCO will host two small scale, in-person regional collaboratives focusing on:
  - Networking
  - Sharing best practices & lessons learned
  - Collaborative learning
  - Tangible takeaways
- Invitations & details on dates, topics and location provided by MCOs



## 2024 Collaboratives

- Amerigroup: April 2024 (Knoxville & Cookeville)
- UHC: May 2024 (Jackson) August 2024 (Murfreesboro)
- BlueCare: October (Memphis & Chattanooga)



# Care Coordination Tool Outage Update

- The CCT has been down since mid-July. We are likely facing a continued and extended CCT outage.
- We are working with MCOs on contingencies in the interim, including improving alignment in the interim ADT & attribution reports you receive from each of the MCOs.
- We would like to hear your feedback on data you feel is either missing or would be helpful to have provided by MCOs.
- Please send comments to [TennCare.CCT@tn.gov](mailto:TennCare.CCT@tn.gov)

# Dates & Announcements

- **December 22<sup>nd</sup>-25<sup>th</sup> & 29<sup>th</sup>:** State offices closed
- **January 1<sup>st</sup> and 15<sup>th</sup>:** State offices closed
- Keep an eye out for the first collaborative and webinar details!





**THANK YOU**

**Questions?**

